

FIQH SYLLABUS – CLASS 5A

Lesson	Topic
LESSON 1:	INTRODUCTION TO ADHAN / IQAMAH
LESSON 2:	LEARNING ADHAN / IQAMAH
LESSON 3-4:	WUDHU
LESSON 5-7:	SALAAT – TRANSLITERATION AND ARABIC
LESSON 8:	REVISION OF KALIMA WITH TRANSLATION
LESSON 9:	USEFUL EXPLANATIONS 1 & 2
LESSON 10:	INTRODUCTION TO USOOL – E – DEEN
LESSON 11:	TAWHEED - ADAALAT
LESSON 12:	NABUWWAT – IMAMAT - QIYAAMAT
LESSON 13:	FUROO – E – DEEN (1)
LESSON 14:	FUROO – E – DEEN (2)
LESSON 15:	BRIEF INTRODUCTION TO TAQLEED
LESSON 16:	INTRODUCTION TO NAJASAAT
LESSON 17:	INTRODUCTION TO TAHARAT
LESSON 18:	PREPARATION FOR SALAAT
LESSON 19:	THE CLOTHES FOR PRAYER
LESSON 20:	THE PLACE OF SALAAT
LESSON 21:	THE TIME OF SALAAT
LESSON 22:	INTRODUCTION TO SALAAT(1)
LESSON 23:	INTRODUCTION TO SALAAT (2)
LESSON 24-25:	QIBLAH

LESSON 1: INTRODUCTION TO ADHAN AND IQAMAH

Conditions of Adhan and Iqamah

- It is Mustahab for every person that they should recite Adhan and Iqamah before offering their daily Wajib Salaat.
- They should be recited after the time of Salaat has set in, and not before.
- It is Mustahab that while pronouncing Adhan, a person should be standing facing towards Qiblah, should have performed Wudhu, should place hands on ears and raise their voice.

BONUS ACTIVITY: Adhan & Iqamah

A Risala – also known as Islamic Acts - is a book that has the rules of a Mujtahid. (At the Shia Ithna Asheri Madressa we only teach the Masails of Ayatullah Seestani)

When you go home today, ask your parents to show you what Masail Number 926 is and then ask them who performed this act for you and write it down.

LESSON 2: LEARNING THE ADHAN AND IQAMAH

Adhan - The Call to Salaat

Allah is the Greatest	4 times	اَللّٰهُ اَكْبَرُ
I bear witness there is no god but Allah.	2 times	اَشْهَدُ اَنْ لَا اِلَهَ اِلَّا اللّٰهُ
I bear witness Muhammad is the messenger of Allah	2 times	اَشْهَدُ اَنَّ مُحَمَّدًا رَّسُوْلُ اللّٰهِ
I bear witness Ali is the vicegerent of Allah.	2 times	اَشْهَدُ اَنَّ عَلِيًّا وَلِيُّ اللّٰهِ
Hasten to prayer	2 times	حَيَّ عَلَى الصَّلَاةِ
Hasten to success	2 times	حَيَّ عَلَى الْفَلَاحِ
Hasten to the best deed	2 times	حَيَّ عَلَى خَيْرِ الْعَمَلِ
Allah is the Greatest	2 times	اَللّٰهُ اَكْبَرُ
There is no god but Allah	2 times	لَا اِلَهَ اِلَّا اللّٰهُ

Iqamah - The recitation just before Salaat

Allah is the Greatest	2 times	اَللّٰهُ اَكْبَرُ
I bear witness there is no god but Allah	2 times	اَشْهَدُ اَنْ لَا اِلَهَ اِلَّا اللّٰهُ
I bear witness Muhammad is the messenger of Allah	2 times	اَشْهَدُ اَنَّ مُحَمَّدًا رَّسُوْلُ اللّٰهِ
I bear witness Ali is the vicegerent of Allah	2 times	اَشْهَدُ اَنَّ عَلِيًّا وَلِيُّ اللّٰهِ
Hasten to prayer	2 times	حَيَّ عَلَى الصَّلَاةِ
Hasten to success	2 times	حَيَّ عَلَى الْفَلَاحِ
Hasten to the best deed	2 times	حَيَّ عَلَى خَيْرِ الْعَمَلِ
Indeed the prayer has begun	2 times	قَدْ قَامَتِ الصَّلَاةُ
Allah is the Greatest	2 times	اَللّٰهُ اَكْبَرُ
There is no god but Allah	1 times	لَا اِلَهَ اِلَّا اللّٰهُ

EXERCISE 2: COMPARISON BETWEEN ADHAN & IQAMAH:

General Knowledge – Fun to do as a family:

a. Who was the first Muezzin (person who gives Adhan) in Islam?

b. Who asked him to recite the Adhan? _____

c. Why do we recite the following in Adhan and Iqamah?

I bear witness Ali is the vicegerent of Allah	2 times	أَشْهَدُ أَنَّ عَلِيَّ وَليُّ اللَّهِ
---	---------	---------------------------------------

We mention Imam Ali (A) in our Adhan and Iqamah because:

d. What are the differences between Adhan and Iqamah?

- i. _____
- ii. _____
- iii. _____

LESSON 3-4: INTRODUCTION TO WUDHU

Wudhu is a special way of washing that makes us spiritually clean.


Wudhu is made up of:

- washing the face
- washing the two arms (right first then left),
- wiping (Masah) the front of the head and
- wiping (Masah) the upper part of the two feet (right first then left).

Wudhu is Wajib [required] for:



**PERFORMING TAWAF
7 TIMES AROUND THE
KA'ABA DURING HAJ
AND UMRAH**




WRITINGS OF:




**Allah & The
Holy Quran**

Wudhu is Mustahab [recommended] for:

**ENTERING
MOSQUE**



**GOING TO
SLEEP**



**ENTERING THE SHRINES OF OUR
HOLY PROPHET (S) AND AIMMAH (A)**



MASHHAD - IRAN



JANNATUL BAQI - MADINA



NAJAF - IRAQ

LESSON 3-4: CONDITIONS OF WUDHU




I am doing Wudhu for
the pleasure of Allah,
Qurbatan ilallah


NIYYAT



Water must be:
Tahir - Pure (Mutlaq);
Mubah - Taken with permission
Enough for Wudhu and other uses too



ALL BODY PARTS MUST BE PAK

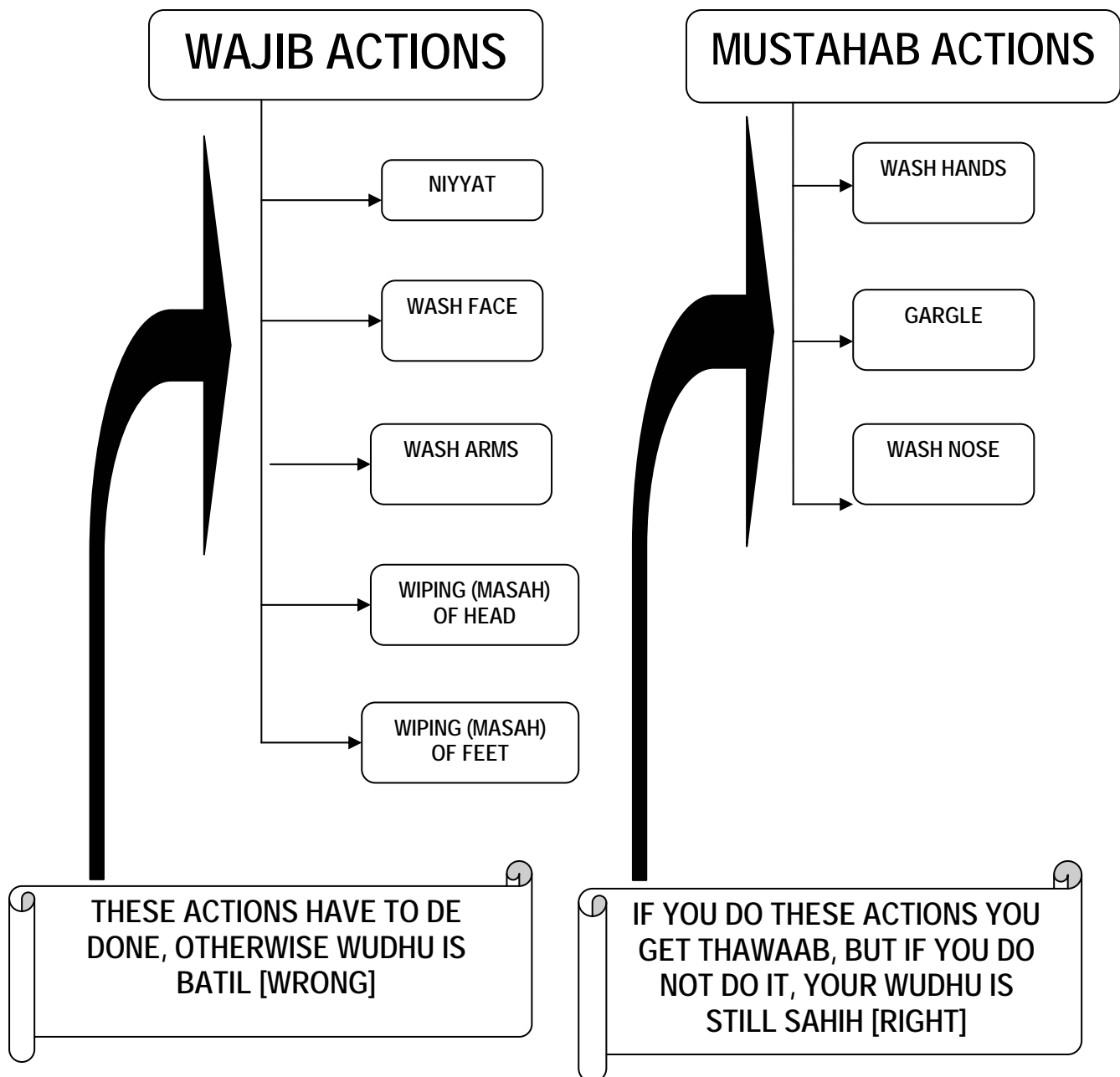


**TARTIB & MUWALAT I.E.
STEP BY STEP &
WITHOUT INTERRUPTIONS**



LESSON 3-4: STEP-BY-STEP EXPLANATION OF HOW TO PERFORM WUDHU

Wudhu is divided into







LESSON 3-4: WUDHU

STEP – BY – STEP EXPLANATION OF HOW TO PERFORM WUDHU – MUSTAHAB ACTIONS:

<p>1. NIYYAT:</p>  <p>I am doing Wudhu for the pleasure of Allah, Qurbatan ilallah</p>	<p>2. WASHING YOURS HANDS:</p> 
<p>3. GARGLING 3 TIMES:</p> 	<p>4. WASHING YOUR NOSE 3 TIMES</p> 

STEP – BY – STEP EXPLANATION OF HOW TO PERFORM WUDHU – WAJIB ACTIONS:

<p>1. WASHING YOUR FACE:</p> 	<p>2. WASHING YOURS ARMS:</p> 
<p>3. MASAH OF THE HEAD</p> 	<p>4. MASAH OF THE FEET</p> 

1. First get some water in your right hand and then pour it onto your forehead, where the hair grows.

You have to wash the whole length of your face, beginning from your forehead (where the hair grows) and ending at the bottom of the chin.

You have to wash the whole width of your face. You do this by stretching your hand out (from your thumb to your middle finger). To make sure that the whole width has been washed, you should pass your wet hand on either side of your face.

Washing of the face once is Wajib. It is Mustahab to wash your face twice – washing 3 or more times is Haraam

THE FACE AND HANDS SHOULD BE WASHED FROM ABOVE DOWNWARDS, AND IF YOU WASH IT THE OPPOSITE WAY, WUDHU WILL BE BATIL 📖249

2. Then you wash your arms from the elbow to the fingertips. First the right arm is washed with the left hand, then the left arm is washed with the right hand.

To ensure that each elbow is washed thoroughly, you must pour water and begin wiping slightly above the elbow.

Washing of the arms once is Wajib. It is Mustahab to wash your arms twice – washing 3 or more times is Haraam

3. After that is done, you do Masah of the head and this is done by wiping the wet three fingers of the right hand from the middle of the head up to the edge of the hair, without touching the forehead.

The water of the face and head should not join.

This is done once only

4. Finally you do Masah of the feet and this is done by wiping the wet fingers of the right hand over the upper part of the right foot from the tip of the toes to the ankle.

Then the same is done with the left hand for the left foot.

This is done once to each foot

THINGS THAT MAKE WUDHU BATIL:

- Going to the toilet; whether to pass urine or faeces.
- Passing wind from the rear. (stomach wind)
- Sleeping.
- Becoming unconscious

EXERCISE 3-4: WUDHU

Wudhu is Mustahab for certain acts. Look up Agha Seestani's "Islamic Acts", Masail No.328 and list below the six acts he has mentioned.

1. _____

2. _____

3. _____

4. _____

5. _____

6. _____

Muhammad was walking to the tap to perform his Wudhu when he stepped on a wet patch on the carpet. His mum confirmed that earlier her friend's baby had made the carpet Najis. He dried his foot with some tissue and said he would wash the bottom of his foot after performing his Wudhu. Is this ok? Why?


Masail No. _____ Yes ☐ No ☐

Because

LESSON 5-7: SALAAT – ARABIC AND TRANSLITERATION

STEP BY STEP ON HOW TO PRAY

1. NIYYAT:



I AM OFFERING
_____ PRAYERS,
_____ RAKAATS,
قُرْبَةً إِلَى اللَّهِ
QURBATAN ILAL LAH

2. TAKBIRATUL IHRAM



اللَّهُ أَكْبَرُ

ALLAHU AKBAR

3. QIYAM – SURATUL FATIHA



BISMILLAHIR RAHMANIR RAHEEN بِسْمِ اللَّهِ الرَّحْمَنِ الرَّحِيمِ
ALHAMDULILLAH RABBIL A'ALAMEEN الْحَمْدُ لِلَّهِ رَبِّ الْعَالَمِينَ
AR RAHMAN NIR RAHIM الرَّحْمَنِ الرَّحِيمِ
MALIKI YAW MID DIN مَلِكِ يَوْمِ الدِّينِ
IYYA KA NA'BUDU WA IYYA KA NASTA'EEN إِيَّاكَ نَعْبُدُ وَإِيَّاكَ نَسْتَعِينُ
IHDI NAS SIRATAL MUSTAQEEM اهْدِنَا الصِّرَاطَ الْمُسْتَقِيمَ
SIRAATAL LADHINA AN A'MTA A'LAIHIM صِرَاطَ الَّذِينَ أَنْعَمْتَ عَلَيْهِمْ
GHAIRIL MAGHDUBI A'LAIHIM غَيْرِ الْمَغْضُوبِ عَلَيْهِمْ
WALADH DHAAAALLEEN وَالضَّالِّينَ

4. QIYAM – SURATUL IKHLAS



BISMILLAHIR RAHMANIR RAHEEN بِسْمِ اللَّهِ الرَّحْمَنِ الرَّحِيمِ
QUL HU WAL LAH HU AHAD قُلْ هُوَ اللَّهُ أَحَدٌ
ALLAH HUS SAMAD اللَّهُ الصَّمَدُ
LAM YA LID, WA LAM YU LAD لَمْ يَلِدْ وَلَمْ يُولَدْ
WA LAM YA KUL LA HU KUFU WAN AHAD وَ لَمْ يَكُنْ لَهُ كُفُوًا أَحَدٌ

LESSON 5-7: SALAAT – ARABIC AND TRANSLITERATION

STEP BY STEP ON HOW TO PRAY

5. RUKU'



سُبْحَانَ رَبِّيَ الْعَظِيمِ وَ بِحَمْدِهِ

اللَّهُمَّ صَلِّ عَلَى مُحَمَّدٍ وَ آلِ مُحَمَّدٍ

SUBHANA RABBI YAL A'DHIMI WABI HAMDIH
ALLAHUMMA SALLI ALAA MUHAMMADIW
WA AALI MUHAMMED

6. QIYAM AFTER RUKU'



سَمِعَ اللَّهُ لِمَنْ حَمِدَهُ سَامِي ALLAH HULIMAN HAMIDAH

اللَّهُ أَكْبَرُ ALLAHU AKBAR

7. SAJDAH



سُبْحَانَ رَبِّيَ الْأَعْلَى وَ بِحَمْدِهِ

اللَّهُمَّ صَلِّ عَلَى مُحَمَّدٍ وَ آلِ مُحَمَّدٍ

SUB HANA RABBI YAL A'ALA WABI HAMDIH
ALLAH HUMMA SALLI ALAA MUHAMMADIW WA AALI MUHAMMAD

8. JULOOS



اللَّهُ أَكْبَرُ

أَسْتَغْفِرُ اللَّهَ رَبِّي وَ أَتُوبُ إِلَيْهِ

اللَّهُ أَكْبَرُ

ALLAHU AKBAR
ASTAGH FIRUL LAAHA RABBI WA ATUBU ILAIHI
ALLAHU AKBAR

9. DHIKR FOR WHEN RISING FOR THE NEXT RAKAAT:

بِحَوْلِ اللَّهِ وَ قُوَّتِهِ أَقُومُ وَ أَقْعُدُ


BEHAW LIL LAAHI WA QUW WATIHI AQUMU WA AQ UD

LESSON 5-7: SALAAT – ARABIC AND TRANSLITERATION

STEP BY STEP ON HOW TO PRAY

IN THE 2ND RAKAAT AFTER THE RECITATION IN QIYAM (QIRAAT) - SURA AL-FATIHA AND SURA AL-IKHLAS, AFTER THAT DO QUNOOT:

10. QUNOOT:



رَبَّنَا آتِنَا فِي الدُّنْيَا حَسَنَةً

وَّ فِي الْآخِرَةِ حَسَنَةً وَقِنَا عَذَابَ النَّارِ

RABBANA AATINA FID DUNYA HASSANAH


WA FIL AAKHIRATI HASSANATAW WAQINA ADHAABAN NAAR

RUKU, QIYAM, SAJDAH, JULOOS, SAJDAH, JULOOS - ALL JUST LIKE THE 1ST RAKAAT

WHILE STILL IN JULOOS:

- AT THE END OF THE 2ND RAKAAT RECITE TASHAHUD AND SALAAM IF IT IS A 2 RAKAAT SALAAT
- AT THE END OF THE 2ND RAKAAT RECITE ONLY TASHAHUD IF IT IS A 3 OR 4 RAKAAT SALAAT AND RISE FOR THE NEXT RAKAAT.
-

11. TASBIHAT-E-ARBA' 3 TIMES IN THE 3RD AND 4TH RAKAAT IN QIYAM:



سُبْحَانَ اللَّهِ SUBHANALLAAHI

وَالْحَمْدُ لِلَّهِ WAL HAMDU LILLAAHI

وَلَا إِلَهَ إِلَّا اللَّهُ WALAA ILAHA ILLAL LAAHU

وَاللَّهُ أَكْبَرُ WAL LAAHU AKBAR

LESSON 5-7: SALAAT – ARABIC AND TRANSLITERATION

STEP BY STEP ON HOW TO PRAY

12. TASHAHUD



أَشْهَدُ أَنْ لَا إِلَهَ إِلَّا اللَّهُ وَحْدَهُ لَا شَرِيكَ لَهُ

وَ أَشْهَدُ أَنَّ مُحَمَّدًا عَبْدُهُ وَ رَسُولُهُ

اللَّهُمَّ صَلِّ عَلَى مُحَمَّدٍ وَ آلِ مُحَمَّدٍ

ASH HADU AL LA ILAHA ILLAL LAHU WAHDHU LA SHARIKA LAH

WA ASH HADU ANNA MUHAMMADAN ABDUHU WA RASULUH

ALLA HUMMA SALLI A'LAA MUHAMMADIW WA AALI MUHAMMAD

13. SALAAM



الْسَّلَامُ عَلَيْكَ أَيُّهَا النَّبِيُّ وَ رَحْمَةُ اللَّهِ وَ بَرَكَاتُهُ

الْسَّلَامُ عَلَيْنَا وَعَلَى عِبَادِ اللَّهِ الصَّالِحِينَ

الْسَّلَامُ عَلَيْكُمْ وَ رَحْمَةُ اللَّهِ وَ بَرَكَاتُهُ

AS SALAAMU A'LAIKA AYYUHAN NABIYYU WA RAHMATULLAHI WA BARAKAATUHU

AS SALAAMU A'LAINA WA A'LA I'BAADIL LAAHIS SWALIHEEN

AS SALAAMU ALAIKUM WA RAHMATULLAHI WA BARAKAA TUH

LESSON 8: REVISION OF KALIMA WITH TRANSLATION

You learnt your Kalima in Class 1 and now here is your chance to confirm that you still remember it.

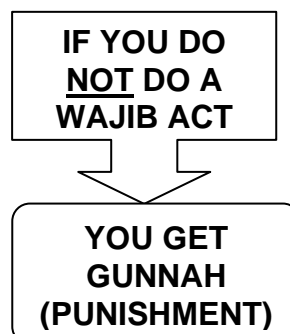
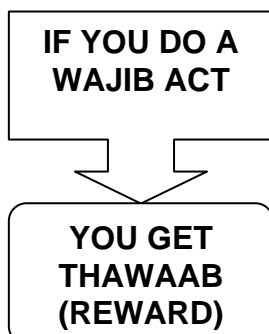
لَا إِلَهَ إِلَّا اللَّهُ
مُحَمَّدٌ رَّسُولُ اللَّهِ
عَلِيٌّ وَلِيُّ اللَّهِ
وَصِيُّ رَسُولِ اللَّهِ
وَ خَلِيفَتُهُ بِلَا فَصْلِ

There is no God but Allah
Prophet Muhammad (s.a.w.) is the messenger of Allah
Imam Ali (a.s.) is the vicegerent of Allah.
And Imam Ali (a.s.) is the successor of the Prophet (s.a.w.).
And Imam Ali (a.s.) is the 1st Khalifah

LESSON 9: USEFUL EXPLANATIONS 1 & 2

Wajib

Wajib means compulsory, we must do it. Allah has given us so many blessings. In return, when He tells us to do something, we must obey Him.

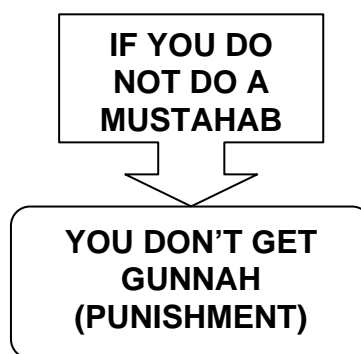
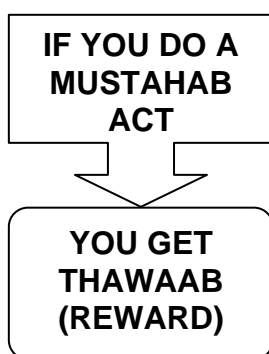


Examples of Wajib acts:



Mustahab

A Mustahab act is one that is good to do because it makes Allah happy. However, it is not Wajib. Every time we find out that the Prophet Muhammad (S) used to do a certain act, then we should also do it because it is Mustahab.




Examples of Mustahab acts




Haraam

Haraam means forbidden, we must never do it. This is because it makes Allah angry.




Examples of Haraam acts



Makruh

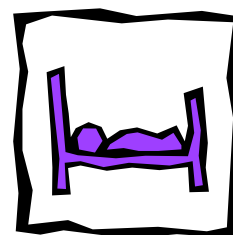
A Makruh act is one that we should try not to do because it is not liked by Allah. However, it is not Haraam.



Examples of Makruh acts



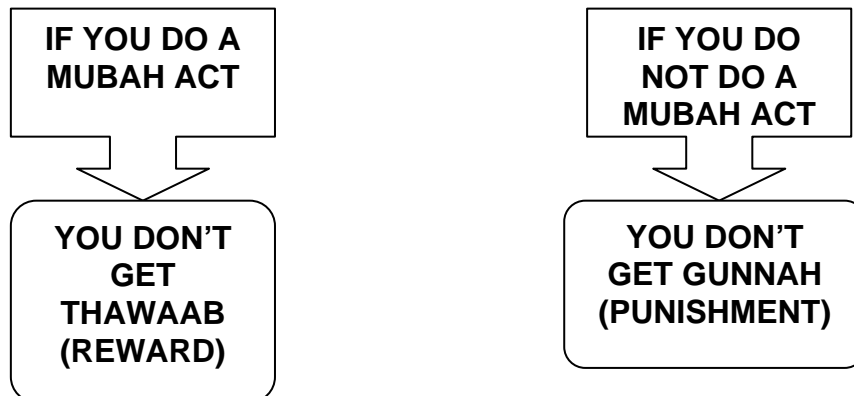
**WEARING BLACK,
DIRTY AND TIGHT
CLOTHES FOR
SALAAT**




**SLEEP
TOO
MUCH**

Mubah

Mubah acts are those that we are allowed to do. Another word for Mubah is Jaiz, which means allowed. We can get Thawaab for Mubah acts if we do them in the way Allah likes.



Examples of Mubah acts



WAJIB	–	WE MUST DO THEM
MUSTAHAB	–	ARE GOOD TO DO THEM AS IT MAKES ALLAH HAPPY
HARAAM	–	WE MUST NEVER DO THEM
MAKRUH	–	WE SHOULD TRY NOT TO DO THEM
MUBAH	–	WE ARE ALLOWED TO DO THEM & WE GET THAWAAB IF WE DO THEM IN THE WAY ALLAH LIKES

LESSON 9: USEFUL EXPLANATIONS 1 & 2

Muslim

A Muslim is a person who submits to the will of Allah.



I believe in One God, the Prophets (S) & the Day of Judgement. I have said and understand the Kalima

Mu'min

This is a higher position than a Muslim.



I believe in everything that a Muslim believes in plus in Justice of God & the 12 Imams (S)

Kaafir

This is a person who is not a Muslim.

I am a Kaafir. I do not believe in one God, Prophets, Day of Judgement or 12 imams



Mushrik


A Mushrik believes that Allah has a partner.

I am a Mushrik. I believe that there are different gods for different things. There's a god for rain, food, money, etc...



Munaafiq

A Munaafiq is a person who says that he is a Muslim, but in his heart he does not follow Islam. He is a hypocrite. Such a person is a liar and makes Allah very angry.



Everyone thinks I am a very good Muslim... but they really haven't got a clue.....

Muslim has said & understands The Kalima and Believes in One God & Day Of Judgement.

Mu'min believes in all that A Muslim does and also in the Justice Of God & 12 Imams (S)

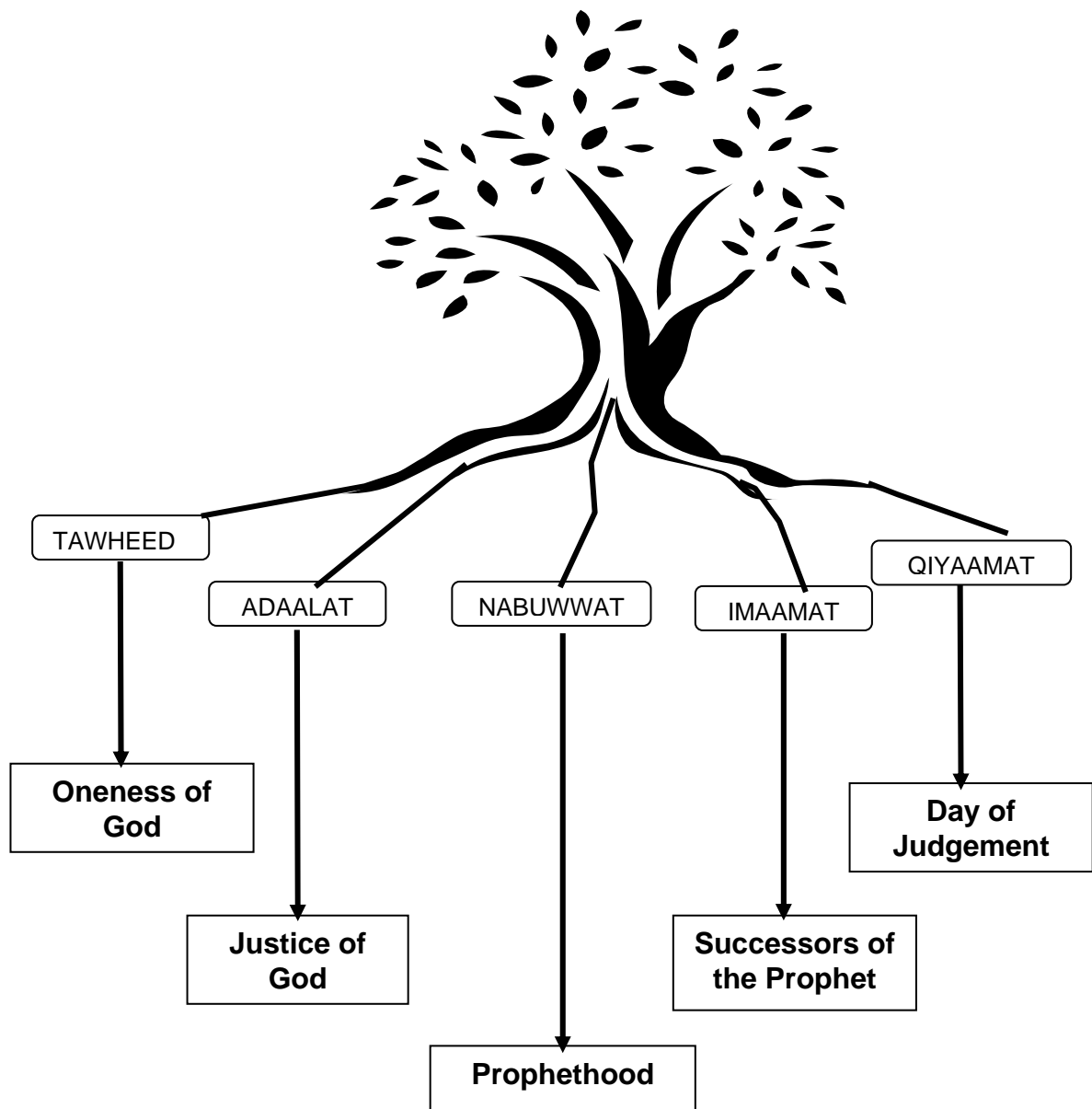
Kaafir is a person who is not a Muslim

Mushrik believes that Allah has a partner

Munaafiq is a person who says he is a Muslim but in his heart he does not follow Islam

LESSON 10: USOOL-E-DEEN

Usool-e-deen are the roots of our religion. They are also called Aqaaid, which means our beliefs. They are five in number.



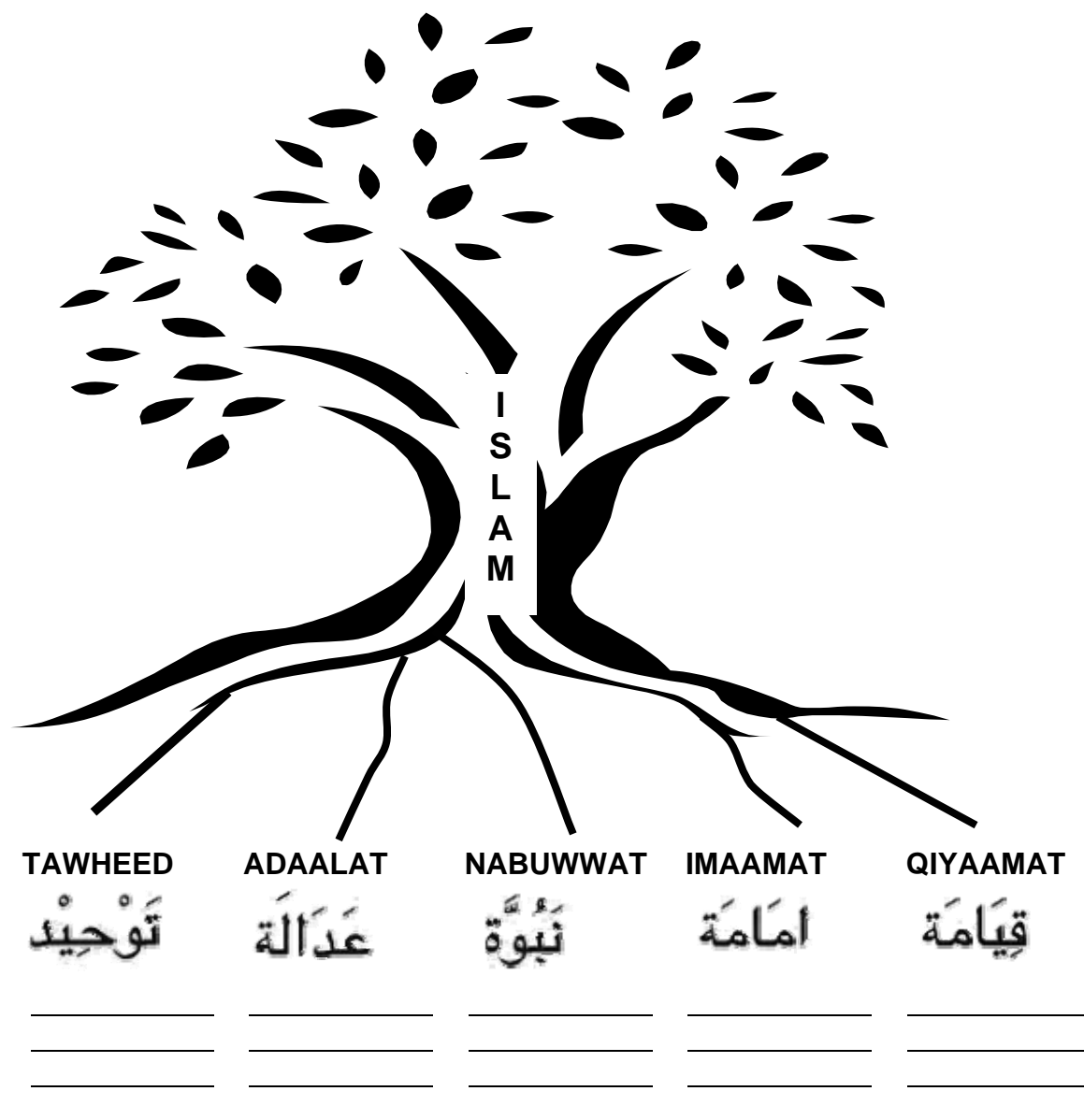
**USOOL E DEEN ARE ROOTS OF RELIGION. THERE ARE 5.
THESE ARE TAWHEED, ADALAT, NUBUWWAT, IMAAMAT &
QIYAAMAT**

EXERCISE 10 – USOOL-E-DEEN

Just like a strong tree needs strong roots, good Muslim needs to understand and believe strongly in the roots of religion.

In the picture below, fill in the meanings of the Arabic words for the Usool-e-Deen.

This information is available in Lesson 5; - but see if you can remember the meanings without looking.



LESSON 11: TAWHEED

Tawheed (Oneness of God)

Tawheed means that:

- Allah is One.
- He does not have any partner.
- He has no parents or children.
- He does not need anything and everything needs Him.
- There is nothing equal to Him.

The Surah that best explains Tawheed is Suratul Ikhlas (Tawheed)

Allah is everywhere and He can see everything we do – we will have to answer to Him for everything we do and say, so we must always THINK before we do or say anything because even if others don't see us – Allah DOES!!

ONE

EXERCISE 11 – TAWHEED:

There is a short Surah of the Holy Qur'an called at-Tawheed (Sura No.112). Read the translation and then write down: Remember to perform Wudhu before touching the writings of Qur'an

1. What does the first verse say about Allah?

2. What does the second verse say about His needs?

3. What does the third verse say about His children and parents?

4. What does the last verse say about Allah?

LESSON 11: ADAALAT (JUSTICE OF GOD)

Adaalat means that Allah is Just. He is not a tyrant. He will reward everybody according to his or her deeds. Those who obey His commands will be awarded a place in Paradise and those who disobey Him will be sent to Hell.

Sometimes we think that Justice means fairness and injustice means unfairness. This is not completely correct.

When the word Justice is used for Allah, it means that He keeps a balance between the needs of all His creatures.

EXERCISE 11: ADAALAT:

Whenever we pray to Allah to forgive us for our sins, we are taught to ask Allah to judge us through His Mercy and not through His Justice.



Discuss it with your teacher, family and friends and write down in your own words what you think.

LESSON 12: NABUWWAT (PROPHETHOOD)

Nabuwat means Prophethood. It calls for the belief in the Prophets sent by Allah from time to time to guide the people.

Allah sent 124,000 in all.

Prophet Adam (A) was the first prophet and Prophet Muhammad (S) was the last prophet sent by Allah.

When Allah created us, it was so that we should worship Him. If he had not sent down Prophets (A) to guide us, how would we have known what to do to please Him? It was because He wanted us to find Him that He sent so many Prophets (A) to teach and guide us.



EXERCISE 12: NABUWWAT:

Last year you learnt about the Prophets too. See what you can remember and answer the questions below.

1. Name the Ulul Azm Prophets:
 - a. _____
 - b. _____
 - c. _____
 - d. _____
 - e. _____
2. Certain Prophets had books revealed to them. They were:
 - a. Prophet _____
 - b. Prophet _____
 - c. Prophet _____
 - d. Prophet _____
3. The Books revealed to them were?
 - a. _____
 - b. _____
 - c. _____
 - d. _____

LESSON 12: IMAAMAT (SUCCESSORS OF THE PROPHET)

Aimmah = Plural of Imam

After the death of Prophet Muhammad (S) the duty of guiding the Muslims was the responsibility of the Aimmah (A).

Allah chose 12 Aimmah (A).

Imam Ali (A) was the first and Imam Mahdi (A) is the last Imam. By the will of Allah he is still alive today. He is the Imam (A) of our time.

One day a man made a very clever machine. Many people found the machine useful and used it all the time.

Before he died, the man taught his student how to fix the machine if it ever got spoilt. After his death, whenever the people had any questions about their machines, they would go to the student, and he would always answer their questions.

Similarly, although the Prophet (S) had brought all the laws of Islam, after his death there needed to be someone who could answer the peoples' questions. These were the Aimmah (A), who were chosen by Allah to carry on with the Prophet's (S) work.



EXERCISE 12: IMAAMAT:

List the names of all our Aimmah in order. See how many you can remember by yourself before asking for help.

1st Imam is Imam _____

2nd Imam is Imam _____

3rd Imam is Imam _____

4th Imam is Imam _____

5th Imam is Imam _____

6th Imam is Imam _____

7th Imam is Imam _____

8th Imam is Imam _____

9th Imam is Imam _____

10th Imam is Imam _____

11th Imam is Imam _____

12th Imam is Imam _____

LESSON 12: QIYAAMAT (DAY OF JUDGEMENT)

Qiyaamat means the Day of Judgement or Resurrection.

The day when everyone will be brought back to life to account for their deeds.

Then, according to their deeds, they will be either be rewarded by being sent to Heaven or punished by being sent to Hell.



There was a Muslim boy who used to steal sweets from the Corner Shop. He used to do it secretly and hide everything in his room. One day his friend came visiting and saw all the sweets in his room. Now the boy was terrified. Would the boy tell someone what he had seen? How would the boy face his family and friends in the mosque? He could not sleep at nights as he worried about everybody finding out about his stealing.

What a strange boy! He was more scared of his friend than of Allah. Allah sees all we do and there will be a day when we will have to account for all we have done. That will be the Day of Judgement.

EXERCISE 12 - DISCUSSION ON USOOL-E-DEEN

Can you remember the answers to the following questions without looking at the notes in your manual? Try and see...

1. Why did Allah send Prophets (A)?

2. Why do we need the Aimmah (A)?

3. Why did Allah keep a Day of Judgement?

LESSON 13: FUROO-E-DEEN (1)

Furoo-e-deen are the branches of religion. They are the acts of worship that we do when we have understood the Usool-e-deen. There are 10 Furoo-e-deen altogether.

1. Salaat (Daily Prayers)

We offer Wajib Salaat 5 times a day daily.

There are 17 Raka'ats in the Daily Prayers:

Fajr has 2;

Dhohr has 4;

'Asr has 4;

Maghrib has 3 &

Eisha has 4.



Question:

There are other Wajib Salaat and some Mustahab Salaat too. Can you write down one of each by yourself? If not then ask your parents for help and if they cannot remember any then you all can look in the Islamic Laws Book

Wajib Salaat = _____

Mustahab Salaat = _____

2. Sawm (Fasting in the Month of Ramadhan)

Fasting is Wajib for every Muslim who is Baligh, for the whole lunar month of Ramadhan every year.

It starts at Subhe Sadiq and ends at the time of Maghrib. During this time we cannot eat or drink anything.



Question:

There are other Wajib fasts and some Mustahab, Makruh and Haraam fasts too. Can you write down one of each by yourself? If not, then ask your parents for help and if they cannot remember then you all can look in the Islamic Laws Book.

Wajib fast = _____

Mustahab fast = _____

Makruh fast = _____

Haraam fast = _____

3. Haj (Pilgrimage to Makka)

Every Muslim has to go to Makka once in their life-time for Pilgrimage when they can afford to go. Millions of Muslims from all over the world go every year to perform the Haj.



Question:

Do you think a person who is physically disabled can go for Haj? Ask your family, relatives and friends who have been for Haj if they have seen any people there who are on wheel chairs performing Haj and how they performed all the Wajib Acts and write it down below.

4. Zakaat (Charity)

Zakaat is a charity that is paid on certain items and is given to needy Shia Muslims.



Question:

After the month of Ramadhan is over, on Eid day our parents give a Zakaat. Ask them the name of the Zakaat they give and write it down below.

Zakaat-e- _____

5. Khums (Islamic Tax)

Everyone has to pay 1/5th of their year's savings. The money is divided between Saadaat (descendants of the Prophet (S) and our 12th Imam (A); during his Ghaibat it is given to the Mujtahid.



Question:

Do you know who introduced Khums? Ask someone at home about it and write down the answer below:

Khums was introduced by _____

LESSON 14: FUROO-E-DEEN (2)

6. Jihaad (To Fight for Allah)

Jihad means to struggle to follow Islam to the best of our ability and to fight against evil. It also means fighting in the path of Allah in response to the call from the Prophet (S) or the Imam (A) of the time.



7. Amr bil Ma'roof (Guide others to the Good)

If we see someone who is not doing a good action, we should encourage him to do it. **This is called Amr bil Ma'roof.**


8. Nahy 'anil Munkar (Stop others from doing evil)

If we see someone doing a bad action, we should try to stop him from doing it. **This is called Nahy 'anil Munkar.**

9. Tawalla (To be the friends of the friends of Ma'sumeen (A))

The Prophet (S) has said: **"Whoever pleases my family, has pleased me, and whoever annoys them, has annoyed me."**

Tawalla means to love and follow the teachings of the 14 Ma'sumeen (A) and to keep friends with their followers.



10. Tabarra (To be the enemies of the enemies of Ma'sumeen (A))

Tabarra means to keep away from the people who do not love or follow the teachings of the 14 Ma'sumeen (A).



FUROO E DEEN ARE BRANCHES OF RELIGION. THERE ARE 10.

THESE ARE SALAAT, SAWM, HAJ, ZAKAAT, KHUMS, JIHAD, AMR BIL MA'ROOF, NAHY 'ANIL MUNKAR, TAWALLA & TABARRA

EXERCISE 13-14: FURROO-E-DEEN (1 & 2)

Match the meanings with the appropriate Furoo-e-Deen. Try and do it without looking at the notes in your manual.

FURROO-E-DEEN		MEANING
1. Salaat	<input type="text"/>	A) Stop others from doing evil
2. Sawm	<input type="text"/>	B) To be enemies of the enemies of Ma'sumeen (A)
3. Haj	<input type="text"/>	C) Guide others to the Good
4. Zakaat	<input type="text"/>	D) Daily Prayers
5. Khums	<input type="text"/>	E) To be friends of the friends of Ma'sumeen (A)
6. Jihad	<input type="text"/>	F) Fasting
7. Amr bil Ma'roof	<input type="text"/>	G) Islamic Tax
8. Nahy anil Munkar	<input type="text"/>	H) Charity
9. Tawalla	<input type="text"/>	I) Pilgrimage
10. Tabarra	<input type="text"/>	J) To fight for Allah

LESSON 15: BRIEF INTRODUCTION TO TAQLID

In all parts of our life, we need the advice of people who are experts in that field. In the same way, in the matter of Islamic laws, we must obey the rulings of the experts of that law – this is called Taqlid.

Taqlid means obeying Islamic Laws according to the ruling of a Mujtahid.

Mujtahid is an expert in the ruling of Islamic Laws.

Muqallid is a person who does Taqleed, that is follows the orders of the Mujtahid.

Every Baligh male and female has to follow (WAJIB) the rules regarding Furu-e-deen. E.g. how to perform Salaat, rules of fasting, how to perform Haj, etc

Upon becoming Baligh, you should make Niyyat (intention) that you will act or follow one Mujtahid and perform all you Wajibaat according to the rules he has set out.

We are at the present time doing Taqleed of

Ayatullah al-Uzama Syed Ali Seestani (of Najaf, Iraq)



GIRLS BECOME BALIGHA UPON COMPLETION OF THEIR NINTH LUNAR YEAR (ACCORDING TO THE ISLAMIC CALENDAR) AND AFTER THAT ALL WAJIBAAT BECOME APPLICABLE UPON THEM. BOYS BECOME BALIGH CLOSER TO THE COMPLETION OF THEIR FIFTEENTH LUNAR YEAR ۞ 2260

EXERCISE 15 – BRIEF INTRODUCTION TO TAQLEED


Try and answer the following questions without looking at your notes:

1. Who is a Mujtahid?

2. What does Taqlid mean and when does it become Wajib?

3. What does Muqallid mean?

4. Who do you do Taqlid of? Look for a photo of him and stick it in the space provided.



LESSON 16: INTRODUCTION TO NAJASAAT

Najasaat means those things which are considered unclean by Shariat.

Najasaat are unclean by themselves and make other things unclean when touched.



For anything to become Najis (unclean) it has to touch something that is Najis and even the Najasaat can only spread if either one or both the things are wet or even moist.

SO... a dry Najasaat does not make another dry thing Najis.

Some of the Najasaat are:

Urine and Stool




Blood



Dead body



Pig



Kafir

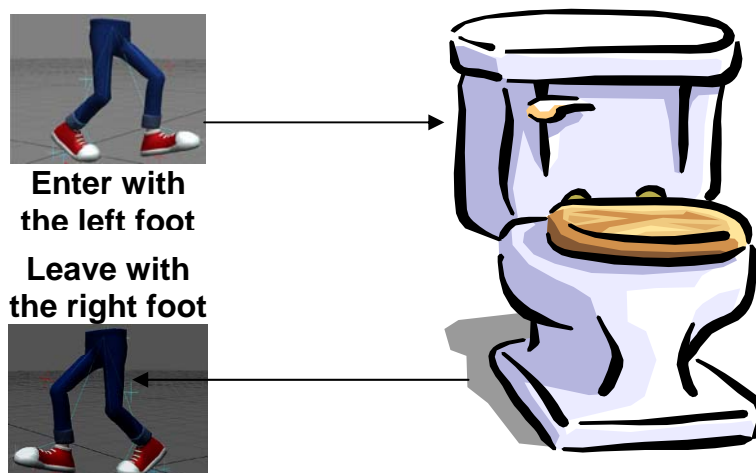


Dog



Toilet Etiquette:

Mustahab: It is Mustahab to enter the toilet with the left foot and leave with the right foot.



Haraam: It is Haraam to face the Qibla, or to have your back to Qibla, when sitting on the toilet. (If your toilet faces Qibla, then sit slightly sideways on it).



After urinating, wash off the Najasaat first, then:

- if using a bottle wash twice (better thrice) and
- if washing with running water through a hose pipe then washing once is enough.



EXERCISE 16: INTRODUCTION TO NAJASAAT

Try and answer without looking at the notes. Ask for help from your teacher and parents wherever you need it. Use the Risala (Islamic Laws) too.

1. If you pat a dog on a hot sunny day at the Park will you hand be Najis? Why?

2. When you moved to a new house the toilet was facing Qiblah. What will you do when you need to go to the toilet? Why?

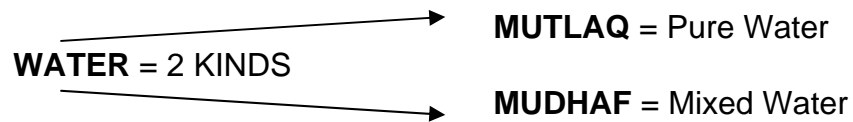
3. Sabira had to use the toilet in the hotel where they had gone for dinner. There was no water but she was able to find a roll of tissue. How will she clean herself?

LESSON 17: INTRODUCTION TO TAHARAT:

Mutahhiraat are those things that make Najis things Pak. 📖149


There are 12 Mutahhiraat but the most common one is Water.

Water




Mutlaq Water

- Is water that has not changed in colour, taste or smell.
- Can make a Najis thing **Pak**
- **E.g. Tap water**



Mudhaf Water

- Cannot make a Najis thing Pak
- Becomes Najis when in contact with Najasaat
- **E.g. Lemon Juice**



Water Makes Najis Things Pak If: 📖 150

- It is Pure and not mixed
- It is Pak itself
- It does not become Mudhaf when a Najis thing is being washed
- No small particles remain after washing the Najis thing

MUTLAQ – E.G



WELL



STILL > KUR



RAIN




RUNNING



STILL < KUR

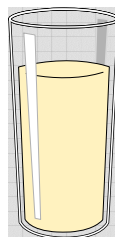
MUDHAF – E.G



MILK



COLA



JUICE



VINEGAR

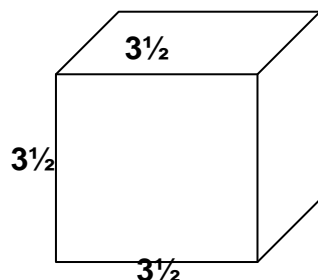



TEA

Abe Kathir = Still Water More Than Kur 📖15

Abe Kaleel = Still Water Less Than Kur 📖15

Kur = 42.875 Cubic Span = $3\frac{1}{2} \times 3\frac{1}{2} \times 3\frac{1}{2}$ Cubic Span 📖16



Water that is less than Kur becomes najis when it comes into contact with Najasaat 📖 26

THE SIGN > MEANS GREATER THAN &
THE SIGN < MEANS LESS THAN


LESSON 18: PREPARATION FOR SALAAT

Before you start your Salaat you must prepare yourself. This is known as **MUQADDAMATUS-SALAAT**.

There is mnemonic checklist to remember this. It goes QWIPTC (pronounced kweepts) and stands for:

Q	=	QIBLAH
W	=	WUDHU
I	=	INTENTION (Niyyat)
P	=	PLACE
T	=	TIME
C	=	CLOTHES & BODY

Before starting salaah, we must prepare ourselves in the following manner:



EXERCISE 18: PREPARATION FOR SALAAT

Try and answer the following question on your own but always ask for help if you find it difficult – both from your teacher and your parents

Match the six Muqaddamatus - Salaat below with their meanings.

Action		Meaning
1. Taharat	<input type="text"/>	A) You must pray at the proper time
2. Wudhu	<input type="text"/>	B) The direction should be towards the Holy Ka'aba
3. Clothes of Prayer	<input type="text"/>	C) Your prayer mat and where you pray must be Pak and not Ghasbi
4. Direction of Qiblah	<input type="text"/>	D) Your body must be Pak
5. Place of Prayer	<input type="text"/>	E) They must be Pak and should cover the parts of your body as required
6. Time of Prayer	<input type="text"/>	F) Must be performed with clean and clear water

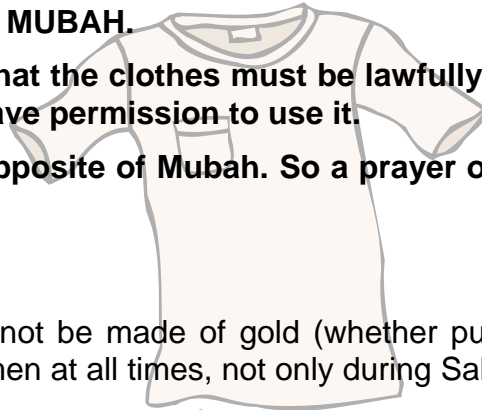
If there are 5 minutes left for the time of Salaah – can I perform Wudhu? Why?

If there are 5 minutes left for the time of Salaah can I recite Adhan and Iqamah while I wait for the time to set it?

LESSON 19: THE CLOTHES FOR PRAYER

The following condition must be observed in the clothes for Salaat

- The clothes must be **TAHIR**.
- The clothes must be **MUBAH**.
 - **Mubah** means that the clothes must be lawfully yours. Either you are the owner or you have permission to use it.
 - **Ghasbi** is the opposite of Mubah. So a prayer offered in such clothing is **Batil**.



FOR MEN ONLY

- The clothes should not be made of gold (whether pure or mixed). Wearing any gold is Haraam for men at all times, not only during Salaat.
- The clothes should not be made of pure silk. Wearing pure silk is Haraam for men at all times, not only during Salaat.

MINIMUM AMOUNT OF CLOTHING REQUIRED FOR SALAAT:

For men:



A pair of trousers covering from the waist to at least the knees

For women:



Cover the whole body with a 'chaadar' – it is not necessary to cover the face, the hands to the wrist or the upper feet up to the ankles

EXERCISE 19 – THE CLOTHES OF PRAYER

For this exercise try and use the Risala with your parents. Put in the Masail No. if you can.

1. Your cousin Abbas has come to visit you for the first time. It is time for prayers and he starts praying in one corner of your sitting room. He prays with his tie and chain, which are made of silk and gold. Is his Salaat Batil? Explain.

Masail No. _____

2. What would have happened if in the above example, the person visiting your house was your cousin Sabira (also wearing the gold chain and school silk tie? Would her Salaat be Batil? Why?

Masail No. _____

3. Define the following terms:

Ghasbi: _____

Najis: _____

Haraam: _____

LESSON 20: THE PLACE OF SALAAT

Islam teaches us that we have to respect the things which belong to others, and that we should not use them without the owner's permission.

The above rule has to be remembered at all times especially when you want to perform your Salaat.

The place where you intend to pray must either be yours or you must have the permission of the owner to use it

If the place does not belong to you and you do not have the permission of the owner to use it then your Salaat is Batil.

Of course, if you go to Masjid (mosque), you do not need anyone's permission to perform your Salaat in there.

**WHY? Because.....
MASJID IS THE HOUSE OF ALLAH,
IT IS BUILT FOR PRAYING TO ALLAH**

Also remember that Allah wants us to pray in a clean place.

Therefore always keep your room **clean and Tahir**.

If you have a musalla in your room, always fold it after praying and keep it in a place where it will remain **Tahir and clean**.

THE FOLLOWING CONDITIONS MUST BE OBSERVED FOR THE PLACE OF SALAAT

Salaat can only be offered in someone's place with their permission.



The place where you perform your Sajdah must be Tahir. Where you stand or sit while performing Salaat can be Najis, as long as there is no possibility that this Najasat will effect your body or clothes.

EXERCISE 20 – THE PLACE OF SALAAT

For this exercise try and use the Risala with your parents. Put in the Masail No. if you can.

Fasiha and Haider came to live with you over the summer holidays. Do they need to ask for permission before they can pray their Salaat in your home? Why?

Masail No. _____

Last Summer Madressa took all the students to the beach for the day. After a whole morning of fun, the headmaster announced it was time for Salaat. As there were so many students and teachers they decided to pray on the sand – luckily Muhammad had his Risala (Islamic Laws) so he opened it and checked if they could pray on the sand and the Masail said?

Masail No. _____

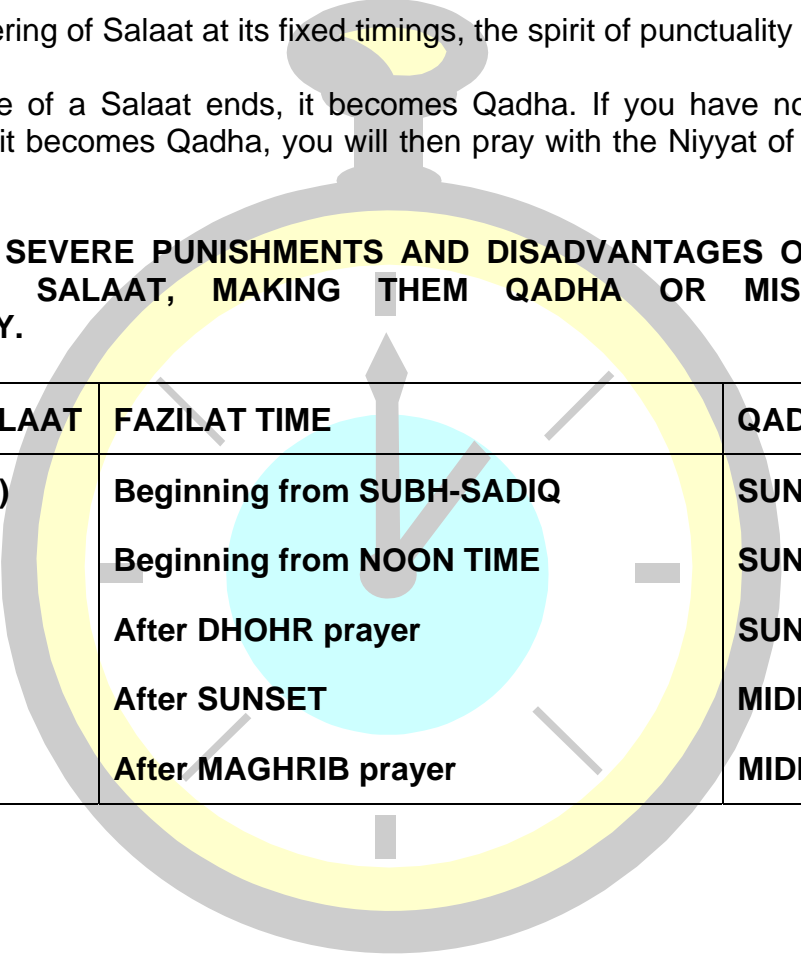
LESSON 21: THE TIME OF SALAAT (Fazilat and Qadha)

It is better to pray in the time of Fazilat, when the prayers are rewarded with more Thawaab.

By regular offering of Salaat at its fixed timings, the spirit of punctuality is developed.

When the time of a Salaat ends, it becomes Qadha. If you have not prayed your Salaat before it becomes Qadha, you will then pray with the Niyyat of Qadha (rather than 'ada')

THERE ARE SEVERE PUNISHMENTS AND DISADVANTAGES OF DELAYING THE WAJIB SALAAT, MAKING THEM QADHA OR MISSING THEM COMPLETELY.



NAME OF SALAAT	FAZILAT TIME	QADHA TIME
FAJR (Subhu)	Beginning from SUBH-SADIQ	SUNRISE
DHOHR	Beginning from NOON TIME	SUNSET
ASR	After DHOHR prayer	SUNSET
MAGHRIB	After SUNSET	MIDNIGHT
EISHA	After MAGHRIB prayer	MIDNIGHT

EXERCISE 21– THE TIME OF SALAAT

Simple questions – try and answer without looking at your notes... 😊

What does the time of Fazilat mean?







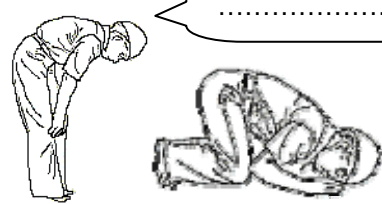



When does a Prayer become Qadha, and what do you have to do when it has become Qadha?

LESSON 22: INTRODUCTION TO SALAAT (1)

What is Wajib in Salaat?

As you already know, Salaat is made up of different parts. In this section, you will come to know the list of the Wajib acts of Salaat.

There are 10 things which are Wajib in the Salaat:

<p>NIYYAT</p>  <p>The intention to perform a particular Salaat, 'Qurbatan ilallah'</p>	<p>TAKBIRATUL EHRAM</p>  <p>The first 'Allahu Akbar' in Salaat.</p>
<p>QIYAM</p>  <p>Standing for recitation</p>	<p>QIRA'AT</p>  <p>Recitations during the Qiyam</p>
<p>RUKUU</p>  <p>Bending from the waist</p>	<p>TWO SAJDAHS</p>  <p>Prostration with knees, palms and toes touching the ground</p>
<p>DHIKR</p>  <p>The recitations during Ruku and Sajdah</p>	<p>TASHAHUD</p>  <p>The recitation while sitting down after the two Sajdahs in the 2nd and final Rakaats of Salaat</p>
<p>SALAAM</p>  <p>The final recitation of salat while sitting down</p>	<p>TARTIB AND MUWALAT</p>  <p>Tartib means to pray in the order prescribed by the Shariah Muwalat means to pray without interruption or gap</p>

LESSON 23: INTRODUCTION TO SALAAT (2)

Our Salaat is like a building which is made up of many parts:

Some of these parts form the foundation of the building, while others are just built upon the foundation.

If the foundation gives way, then the whole building will collapse.

In the same way, the Wajib acts of Salaat are divided into two categories:

Rukn and Ghayr Rukn.

Rukn means those parts of the Salaat which are its foundation.

Ghayr Rukn means these parts of the Salaat which are not considered as its foundation.

EXERCISE 23: INTRODUCTION TO SALAAT (SALAAT)

Do this exercise with your parents using the Risala (Islamic Laws)

1. What does the Risala say about Rukn acts of Salaat?

2. What does the Risala say about Ghayr Rukn acts of Salaat?

3. In the table below, list the Rukn and Ghayr Rukn.

RUKN	GHAYR RUKN

LESSON 24-25: QIBLAH

WHEN YOU HAVE DONE YOUR WUDHU AND ARE READY TO PRAY, WHAT DIRECTION SHOULD YOU FACE?

You should face the direction of the Ka'aba, which is in Makka.

BUT WHY SHOULD WE FACE KA'ABA?

Allah has said that:

- all the Muslims are brothers and sisters.
- all are the same in their relationship to Allah.
- all believe in **ONE** and the same Allah.


So, Allah has commanded that, all the Muslims should face in **one direction** at the time of prayers and **Allah, as the direction for prayers has selected the Ka'aba.**

Just imagine how funny it would look if four Muslims in a single room were to pray facing four different directions!

So, **facing the direction of Ka'aba is Wajib** for all Muslims.

It is also a sign of Muslim **UNITY** and **BROTHERHOOD**.

In England the direction of Qiblah is **south-east**. This can be found using a compass:



THE KA'ABA IS THE HOUSE OF ALLAH

THE KA'ABA IS OUR QIBLAH


QIBLAH IS THE DIRECTION WE FACE IN SALAAT

LESSON 24-25 : FINDING THE QIBLAH

The Three Ways Of Finding Qiblah

- any convincing means of knowledge
- mihrab of a Mosque
- grave of a Muslim

1. Any Convincing Means Of Knowledge




asking a **trustworthy person** OR



using a **compass**.

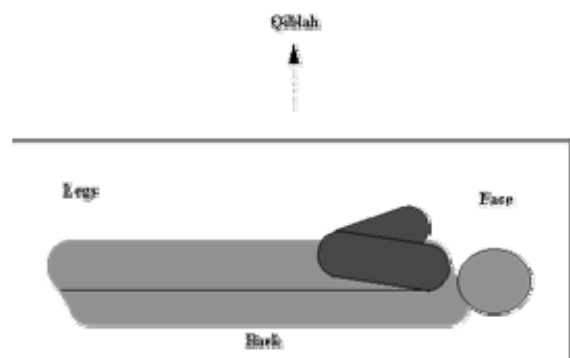
2. Mihrab Of A Mosque



Mihrab is a place in the Mosque specially built for the person who leads the Salaat. It is like an arch that has been carved into the wall and is also built in the direction of Qiblah

3. Grave Of A Muslim

When Muslims dies, they are laid down in their grave on their right side, with their face towards the Qiblah. If you know which side the dead person's head is, then you can easily know the direction of the Qiblah.



NEWS! NEWS! NEWS! NEWS! NEWS!

DID YOU KNOW THAT ALL SATELLITE DISHES IN ENGLAND FACE TOWARDS QIBLAH – SO, IF YOU WANT TO PRAY WHEN TRAVELLING AROUND ENGLAND, ALL YOU HAVE TO DO IS LOOK FOR A SATELLITE DISH!! HOW COOL IS THAT!

UNCERTAINTY OF QIBLAH

Ali and his friends went on a school trip abroad

DAY 1

I have **no idea** at all about **which direction** to pray and my **Namaaz** is becoming **Qadha**! Help! What should I do?



Don't panic! Just **pray in any direction**. However, for your next Namaaz, if there is **enough time**, you will have to **pray in all 4 directions**.

If you have no idea which direction to pray in then

- pray in **any direction** if there isn't enough time.
- pray in **all 4 directions** if there is enough time.

DAY 2

I have been looking around and I am now sure Qiblah is either towards the North or the South. What should I do?



Then you must **pray twice**, facing **both directions**.

If you think it is one of two directions
- you will pray in **both** directions.

DAY 3

I am still not sure which direction Qiblah is but I have a **strong feeling** that it is North East, so now what should I do?



Well, if you have a **strong feeling** about it, then you should pray facing that direction.

If you do not know the Qiblah & there is no way of finding out
- you should pray facing the direction you have a **strong feeling** about.

EXERCISE 24-25: QIBLAH

Answer the following Questions – remember to ask for help if you are not sure. You may by now be able to use the Risala (Islamic Laws) by yourself – try and find the answers from there before asking for help.

The mosque that surrounds the Holy Ka'aba is called **Masjidul Haraam**. It circles the Ka'aba all the way around, if you go into the centre towards the Ka'aba, how would you find Qiblah?

Imam _____ removed the idols from the Ka'aba and the same Imam was also born inside the Ka'aba.

Answer all the following questions from the Risala. Make sure that you write both your answer and the Masail number

1. Name the 3 occasions during which it is Wajib to face Qiblah:

- a) _____ Masail No. _____
- b) _____ Masail No. _____
- c) _____ Masail No. _____

2. For the following questions, answer (T) or (F) and for all questions whose answer is (T) - give the Masail number too:

It is Haraam to face Qiblah whilst in the toilet. _____ Masail No. _____

It is Wajib to face Qiblah whilst doing Wudhu. _____ Masail No. _____

When a Muslim is buried, he is laid down on his right, with his face towards Qiblah. _____ Masail No. _____

For those who go inside the Holy Mosque of Ka'aba, the Holy Mosque is their Qiblah. _____ Masail No. _____

It is Mustahab to keep a dying person's feet towards Qiblah. _____
Masail No. _____

Fiqh Homework / Revision / Comments Chart

[illegible]