

## **FIQH SYLLABUS – CLASS 5B**

<b>LESSON</b>	<b>TOPIC</b>
LESSON 1:	INTRODUCTION TO ADHAN / IQAMAH
LESSON 2- 3:	LEARNING ADHAN / IQAMAH
LESSON 4:	INTRODUCTION TO WUDHU
LESSON 5:	CONDITIONS OF WUDHU
LESSON 6:	HOW TO PERFORM WUDHU
LESSON 7-9:	SALAAT – TRANSLITERATION AND ARABIC
LESSON 10:	REVISION OF KALIMA WITH TRANSLATION
LESSON 11-12:	USEFUL EXPLANATIONS 1
LESSON 13-14:	USEFUL EXPLANATIONS 2
LESSON 15:	INTRODUCTION TO USOOL – E – DEEN
LESSON 16:	TAWHEED
LESSON 17:	ADALAT
LESSON 18:	NABUWWAT
LESSON 19:	IMAMAT
LESSON 20:	QIYAAMAT
LESSON 21-23:	FUROO – E – DEEN (1)
LESSON 24-25:	FUROO – E – DEEN (2)

## **LESSON 1: INTRODUCTION TO ADHAN AND IQAMAH**

### **Conditions of Adhan and Iqamah**

- It is Mustahab for every person that they should recite Adhan and Iqamah before offering their daily Wajib Salaat.
- They should be recited after the time of Salaat has set in, and not before.
- It is Mustahab that while pronouncing Adhan, a person should be standing facing towards Qiblah, should have performed Wudhu, should place hands on ears and raise their voice.

### **BONUS ACTIVITY: Adhan & Iqamah**

**A Risala – also known as Islamic Acts - is a book that has the rules of a Mujtahid. (At the Shia Ithna Asheri Madressa we only teach the Masails of Ayatullah Seestani)**

**When you go home today, ask your parents to show you what Masail Number 926 is and then ask them who performed this act for you and write it down.**

---

---

## LESSON 2-3: LEARNING THE ADHAN AND IQAMAH

### Adhan - The Call to Salaat

Allah is the Greatest	4 times	اللَّهُ أَكْبَرُ
I bear witness there is no god but Allah.	2 times	أَشْهَدُ أَنْ لَا إِلَهَ إِلَّا اللَّهُ
I bear witness Muhammad is the messenger of Allah	2 times	أَشْهَدُ أَنَّ مُحَمَّدًا رَسُولُ اللَّهِ
I bear witness Ali is the vicegerent of Allah.	2 times	أَشْهَدُ أَنَّ عَلِيًّا وَلِيُّ اللَّهِ
Hasten to prayer	2 times	حَيَّ عَلَى الصَّلَاةِ
Hasten to success	2 times	حَيَّ عَلَى الْفَلَاحِ
Hasten to the best deed	2 times	حَيَّ عَلَى خَيْرِ الْعَمَلِ
Allah is the Greatest	2 times	اللَّهُ أَكْبَرُ
There is no god but Allah	2 times	لَا إِلَهَ إِلَّا اللَّهُ

### Iqamah - The recitation just before Salaat

Allah is the Greatest	2 times	اللَّهُ أَكْبَرُ
I bear witness there is no god but Allah	2 times	أَشْهَدُ أَنْ لَا إِلَهَ إِلَّا اللَّهُ
I bear witness Muhammad is the messenger of Allah	2 times	أَشْهَدُ أَنَّ مُحَمَّدًا رَسُولُ اللَّهِ
I bear witness Ali is the vicegerent of Allah	2 times	أَشْهَدُ أَنَّ عَلِيًّا وَلِيُّ اللَّهِ
Hasten to prayer	2 times	حَيَّ عَلَى الصَّلَاةِ
Hasten to success	2 times	حَيَّ عَلَى الْفَلَاحِ
Hasten to the best deed	2 times	حَيَّ عَلَى خَيْرِ الْعَمَلِ
Indeed the prayer has begun	2 times	قَدْ قَامَتِ الصَّلَاةُ
Allah is the Greatest	2 times	اللَّهُ أَكْبَرُ
There is no god but Allah	1 times	لَا إِلَهَ إِلَّا اللَّهُ

## EXERCISE 2-3: COMPARISON BETWEEN ADHAN & IQAMAH:

General Knowledge – Fun to do as a family:

a. Who was the first Muezzin (person who gives Adhan) in Islam?

\_\_\_\_\_

b. Who asked him to recite the Adhan? \_\_\_\_\_

c. Why do we recite the following in Adhan and Iqamah?

I bear witness Ali is the vicegerent of Allah	2 times	أَشْهَدُ أَنْ عَلِيٌّ وَلِيُّ اللَّهِ
---	---------	---------------------------------------

We mention Imam Ali (A) in our Adhan and Iqamah because:

\_\_\_\_\_

\_\_\_\_\_

\_\_\_\_\_

d. What are the differences between Adhan and Iqamah?

- i. \_\_\_\_\_
- ii. \_\_\_\_\_
- iii. \_\_\_\_\_

## LESSON 4: INTRODUCTION TO WUDHU

**Wudhu** is a special way of washing that makes us spiritually clean.


Wudhu is made up of:

- washing the face
- washing the two arms (right first then left),
- wiping (Masah) the front of the head and
- wiping (Masah) the upper part of the two feet (right first then left).

Wudhu is Wajib [required] for:



*PERFORMING TAWAF  
7 TIMES AROUND THE  
KA'ABA DURING HAJ  
AND UMRAH*




**WRITINGS OF:**




Allah & The  
Holy Quran

Wudhu is Mustahab [recommended] for:

**ENTERING  
MOSQUE**



**GOING TO  
SLEEP**



**ENTERING THE SHRINES OF OUR  
HOLY PROPHET (S) AND AIMMAH (A)**



MASHHAD - IRAN



JANNATUL BAQI - MADINA



NAJAF - IRAQ

## LESSON 5: CONDITIONS OF WUDHU




I am doing Wudhu for  
the pleasure of Allah,  
Qurbatan ilallah


# NIYYAT



Water must be:  
Tahir - Pure (Mutlaq);  
Mubah - Taken with permission  
Enough for Wudhu and other uses too



# ALL BODY PARTS MUST BE PAK

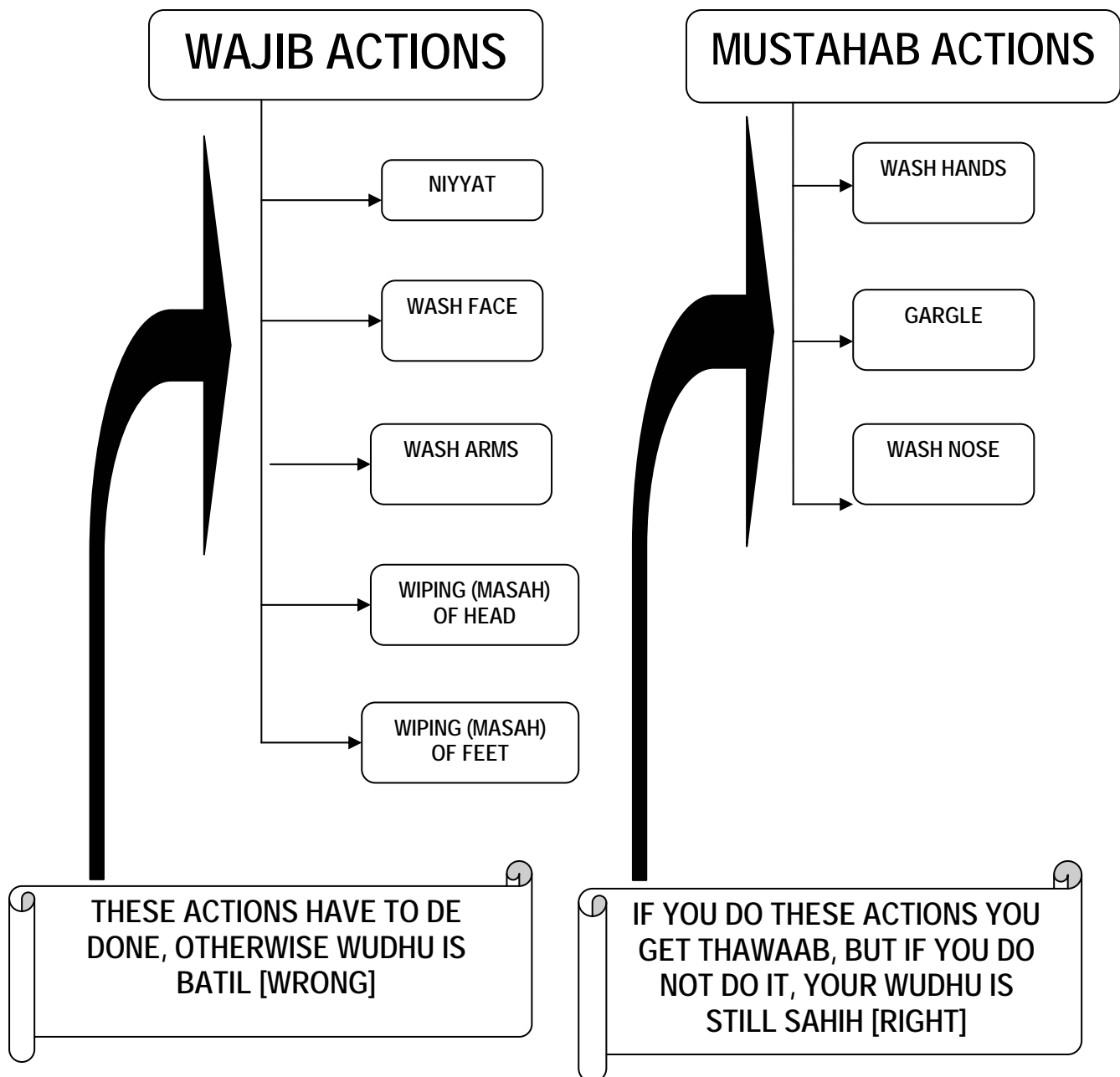


**TARTIB & MUWALAT I.E.  
STEP BY STEP &  
WITHOUT INTERRUPTIONS**



## LESSON 6: STEP-BY-STEP EXPLANATION OF HOW TO PERFORM WUDHU

Wudhu is divided into







## LESSON 6: WUDHU

### STEP – BY – STEP EXPLANATION OF HOW TO PERFORM WUDHU – MUSTAHAB ACTIONS:

<p>1. NIYYAT:</p>  <p>I am doing Wudhu for the pleasure of Allah, Qurbatan ilallah</p>	<p>2. WASHING YOURS HANDS:</p> 
<p>3. GARGLING 3 TIMES:</p> 	<p>4. WASHING YOUR NOSE 3 TIMES</p> 

### STEP – BY – STEP EXPLANATION OF HOW TO PERFORM WUDHU – WAJIB ACTIONS:

<p>1. WASHING YOUR FACE:</p> 	<p>2. WASHING YOURS ARMS:</p> 
<p>3. MASAH OF THE HEAD</p> 	<p>4. MASAH OF THE FEET</p> 



1. First get some water in your right hand and then pour it onto your forehead, where the hair grows.

You have to wash the whole length of your face, beginning from your forehead (where the hair grows) and ending at the bottom of the chin.

You have to wash the whole width of your face. You do this by stretching your hand out (from your thumb to your middle finger). To make sure that the whole width has been washed, you should pass your wet hand on either side of your face.

**Washing of the face once is Wajib. It is Mustahab to wash your face twice – washing 3 or more times is Haraam**

**THE FACE AND HANDS SHOULD BE WASHED FROM ABOVE DOWNWARDS, AND IF YOU WASH IT THE OPPOSITE WAY, WUDHU WILL BE BATIL 📖249**

2. Then you wash your arms is from the elbow to the fingertips. First the right arm is washed with the left hand, then the left arm is washed with the right hand.

To ensure that each elbow is washed thoroughly, you must pour water and begin wiping slightly above the elbow.

**Washing of the arms once is Wajib. It is Mustahab to wash your arms twice – washing 3 or more times is Haraam**

3. After that is done, you do Masah of the head and this is done by wiping the wet three fingers of the right hand from the middle of the head up to the edge of the hair, without touching the forehead.

The water of the face and head should not join.

**This is done once only**

4. Finally you do Masah of the feet and this is done by wiping the wet fingers of the right hand over the upper part of the right foot from the tip of the toes to the ankle.

Then the same is done with the left hand for the left foot.

**This is done once to each foot**

#### **THINGS THAT MAKE WUDHU BATIL:**

- Going to the toilet; whether to pass urine or faeces.
- Passing wind from the rear. (stomach wind)
- Sleeping.
- Becoming unconscious

## EXERCISE 6: WUDHU

Wudhu is Mustahab for certain acts. Look up Agha Seestani's "Islamic Acts", Masail No.328 and list below the six acts he has mentioned.

1. \_\_\_\_\_  
\_\_\_\_\_  
\_\_\_\_\_
2. \_\_\_\_\_  
\_\_\_\_\_  
\_\_\_\_\_
3. \_\_\_\_\_  
\_\_\_\_\_  
\_\_\_\_\_
4. \_\_\_\_\_  
\_\_\_\_\_  
\_\_\_\_\_
5. \_\_\_\_\_  
\_\_\_\_\_  
\_\_\_\_\_
6. \_\_\_\_\_  
\_\_\_\_\_  
\_\_\_\_\_

Muhammad was walking to the tap to perform his Wudhu when he stepped on a wet patch on the carpet. His mum confirmed that earlier her friend's baby had made the carpet Najis. He dried his foot with some tissue and said he would wash the bottom of his foot after performing his Wudhu. Is this ok? Why?

Masail No. \_\_\_\_\_ Yes ☐ No ☐

Because

---


---

---

## LESSON 7-9: SALAAT – ARABIC AND TRANSLITERATION

### STEP BY STEP ON HOW TO PRAY

#### 1. NIYYAT:



I AM OFFERING  
\_\_\_\_\_ PRAYERS,  
\_\_\_\_\_ RAKAATS,  
قُرْبَةً إِلَى اللَّهِ  
QURBATAN ILAL LAH

#### 2. TAKBIRATUL IHRAM



اللَّهُ أَكْبَرُ

ALLAHU AKBAR

#### 3. QIYAM – SURATUL FATIHA



BISMILLAHIR RAHMANIR RAHEEN بِسْمِ اللَّهِ الرَّحْمَنِ الرَّحِيمِ  
ALHAMDULILLAH RABBIL A'ALAMEEN الْحَمْدُ لِلَّهِ رَبِّ الْعَالَمِينَ  
AR RAHMAN NIR RAHIM الرَّحْمَنِ الرَّحِيمِ  
MALIKI YAW MID DIN مَلِكِ يَوْمِ الدِّينِ  
IYYA KA NA'BUDU WA IYYA KA NASTA'EEN إِيَّاكَ نَعْبُدُ وَإِيَّاكَ نَسْتَعِينُ  
IHDI NAS SIRATAL MUSTAQEEM اهْدِنَا الصِّرَاطَ الْمُسْتَقِيمَ  
SIRAATAL LADHINA AN A'MTA A'LAIHIM صِرَاطَ الَّذِينَ أَنْعَمْتَ عَلَيْهِمْ  
GHAIRIL MAGHDUBI A'LAIHIM غَيْرِ الْمَغْضُوبِ عَلَيْهِمْ  
WALADH DHAAAALLEEN وَالضَّالِّينَ

#### 4. QIYAM – SURATUL IKHLAS



BISMILLAHIR RAHMANIR RAHEEN بِسْمِ اللَّهِ الرَّحْمَنِ الرَّحِيمِ  
QUL HU WAL LAH HU AHAD قُلْ هُوَ اللَّهُ أَحَدٌ  
ALLAH HUS SAMAD اللَّهُ الصَّمَدُ  
LAM YA LID, WA LAM YU LAD لَمْ يَلِدْ وَلَمْ يُولَدْ  
WA LAM YA KUL LA HU KUFU WAN AHAD وَ لَمْ يَكُنْ لَهُ كُفُوًا أَحَدٌ

## LESSON 7-9 SALAAT – ARABIC AND TRANSLITERATION

### STEP BY STEP ON HOW TO PRAY

#### 5. RUKU'



سُبْحَانَ رَبِّيَ الْعَظِيمِ وَ بِحَمْدِهِ

اللَّهُمَّ صَلِّ عَلَى مُحَمَّدٍ وَ آلِ مُحَمَّدٍ

SUBHANA RABBI YAL A'DHIMI WABI HAMDIH  
ALLAHUMMA SALLI ALAA MUHAMMADIW  
WA AALI MUHAMMED

#### 6. QIYAM AFTER RUKU'



سَمِعَ اللَّهُ لِمَنْ حَمِدَهُ سَامِي ALLAH HULIMAN HAMIDAH

اللَّهُ أَكْبَرُ ALLAHU AKBAR

#### 7. SAJDAH



سُبْحَانَ رَبِّيَ الْأَعْلَى وَ بِحَمْدِهِ

اللَّهُمَّ صَلِّ عَلَى مُحَمَّدٍ وَ آلِ مُحَمَّدٍ

SUB HANA RABBI YAL A'ALA WABI HAMDIH  
ALLAH HUMMA SALLI ALAA MUHAMMADIW WA AALI MUHAMMAD

#### 8. JULOOS



اللَّهُ أَكْبَرُ

أَسْتَغْفِرُ اللَّهَ رَبِّي وَ أَتُوبُ إِلَيْهِ

اللَّهُ أَكْبَرُ

ALLAHU AKBAR  
ASTAGH FIRUL LAAHA RABBI WA ATUBU ILAIHI  
ALLAHU AKBAR

#### 9. DHIKR FOR WHEN RISING FOR THE NEXT RAKAAT:

بِحَوْلِ اللَّهِ وَ قُوَّتِهِ أَقُومُ وَ أَقْعُدُ


BEHAW LIL LAAHI WA QUW WATIHI AQUMU WA AQ UD

## LESSON 7-9: SALAAT – ARABIC AND TRANSLITERATION

### STEP BY STEP ON HOW TO PRAY

IN THE 2<sup>ND</sup> RAKAAT AFTER THE RECITATION IN QIYAM (QIRAAT) - SURA AL-FATIHA AND SURA AL-IKHLAS, AFTER THAT DO QUNOOT:

#### 10. QUNOOT:



رَبَّنَا آتِنَا فِي الدُّنْيَا حَسَنَةً

وَّ فِي الْآخِرَةِ حَسَنَةً وَ قِنَاعَذَابَ النَّارِ

RABBANA AATINA FID DUNYA HASSANAH


WA FIL AAKHIRATI HASSANATAW WAQINA ADHAABAN NAAR

RUKU, QIYAM, SAJDAH, JULOOS, SAJDAH, JULOOS - ALL JUST LIKE THE 1ST RAKAAT

WHILE STILL IN JULOOS:

- AT THE END OF THE 2ND RAKAAT RECITE TASHAHUD AND SALAAM IF IT IS A 2 RAKAAT SALAAT
- AT THE END OF THE 2ND RAKAAT RECITE ONLY TASHAHUD IF IT IS A 3 OR 4 RAKAAT SALAAT AND RISE FOR THE NEXT RAKAAT.
- 

#### 11. TASBIHAT-E-ARBA' 3 TIMES IN THE 3<sup>RD</sup> AND 4<sup>TH</sup> RAKAAT IN QIYAM:



سُبْحَانَ اللَّهِ SUBHANALLAAHI

وَالْحَمْدُ لِلَّهِ WAL HAMDU LILLAAHI

وَلَا إِلَهَ إِلَّا اللَّهُ WALAA ILAHA ILLAL LAAHU

وَاللَّهُ أَكْبَرُ WAL LAAHU AKBAR

## LESSON 7-9: SALAAT – ARABIC AND TRANSLITERATION

### STEP BY STEP ON HOW TO PRAY

#### 12. TASHAHUD



أَشْهَدُ أَنْ لَا إِلَهَ إِلَّا اللَّهُ وَحْدَهُ لَا شَرِيكَ لَهُ

وَ أَشْهَدُ أَنَّ مُحَمَّدًا عَبْدُهُ وَ رَسُولُهُ

اللَّهُمَّ صَلِّ عَلَى مُحَمَّدٍ وَ آلِ مُحَمَّدٍ

ASH HADU AL LA ILAHA ILLAL LAHU WAHDAHU LA SHARIKA LAH

WA ASH HADU ANNA MUHAMMADAN ABDUHU WA RASULUH

ALLA HUMMA SALLI A'LAA MUHAMMADIW WA AALI MUHAMMAD

#### 13. SALAAM



الْسَّلَامُ عَلَيْكَ أَيُّهَا النَّبِيُّ وَ رَحْمَةُ اللَّهِ وَ بَرَكَاتُهُ

الْسَّلَامُ عَلَيْنَا وَعَلَى عِبَادِ اللَّهِ الصَّالِحِينَ

الْسَّلَامُ عَلَيْكُمْ وَ رَحْمَةُ اللَّهِ وَ بَرَكَاتُهُ

AS SALAAMU A'LAIKA AYYUHAN NABIYYU WA RAHMATULLAHI WA BARAKAATUHU

AS SALAAMU A'LAINA WA A'LA I'BAADIL LAAHIS SWALIHEEN

AS SALAAMU ALAIKUM WA RAHMATULLAHI WA BARAKAA TUH

## LESSON 10: REVISION OF KALIMA WITH TRANSLATION

You learnt your Kalima in Class 1 and now here is your chance to confirm that you still remember it.

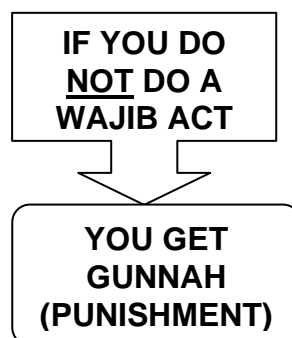
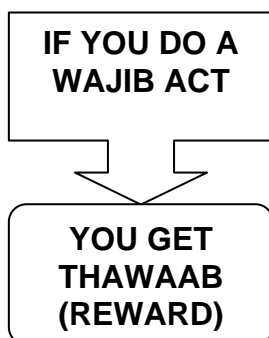
لَا إِلَهَ إِلَّا اللَّهُ  
مُحَمَّدٌ رَّسُولُ اللَّهِ  
عَلِيٌّ وَلِيُّ اللَّهِ  
وَصِيُّ رَسُولِ اللَّهِ  
وَ خَلِيفَتُهُ بِلَا فَصَلٍ

There is no God but Allah  
Prophet Muhammad (s.a.w.) is the messenger of Allah  
Imam Ali (a.s.) is the vicegerent of Allah.  
And Imam Ali (a.s.) is the successor of the Prophet (s.a.w.).  
And Imam Ali (a.s.) is the 1st Khalifah

## LESSON 11 - 12: USEFUL EXPLANATIONS 1

### Wajib

Wajib means compulsory, we must do it. Allah has given us so many blessings. In return, when He tells us to do something, we must obey Him.

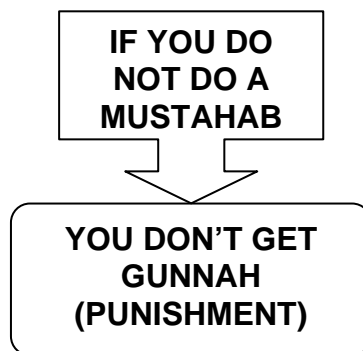
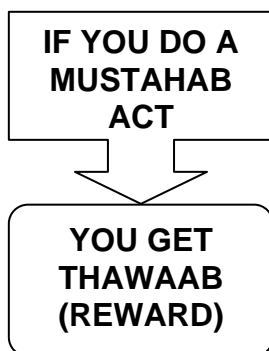


Examples of Wajib acts:



### Mustahab

A Mustahab act is one that is good to do because it makes Allah happy. However, it is not Wajib. Every time we find out that the Prophet Muhammad (S) used to do a certain act, then we should also do it because it is Mustahab.




Examples of Mustahab acts






## Haraam

Haraam means forbidden, we must never do it. This is because it makes Allah angry.




### Examples of Haraam acts



## Makruh

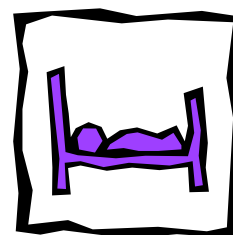
A Makruh act is one that we should try not to do because it is not liked by Allah. However, it is not Haraam.



### Examples of Makruh acts



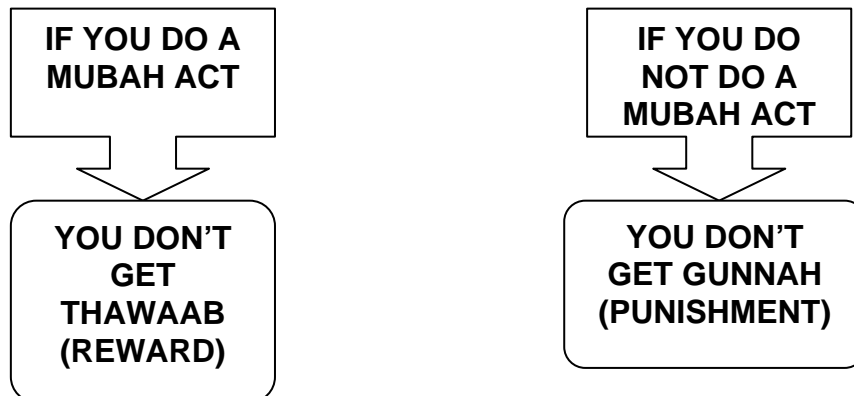
**WEARING BLACK,  
DIRTY AND TIGHT  
CLOTHES FOR  
SALAAT**




**SLEEP  
TOO  
MUCH**

## Mubah

Mubah acts are those that we are allowed to do. Another word for Mubah is Jaiz, which means allowed. We can get Thawaab for Mubah acts if we do them in the way Allah likes.



## Examples of Mubah acts



WAJIB	–	WE MUST DO THEM
MUSTAHAB	–	ARE GOOD TO DO THEM AS IT MAKES ALLAH HAPPY
HARAAM	–	WE MUST NEVER DO THEM
MAKRUH	–	WE SHOULD TRY NOT TO DO THEM
MUBAH	–	WE ARE ALLOWED TO DO THEM & WE GET THAWAAB IF WE DO THEM IN THE WAY ALLAH LIKES

## LESSON 13 -14: USEFUL EXPLANATIONS 2

### Muslim

A Muslim is a person who submits to the will of Allah.



I believe in One God, the Prophets (S) & the Day of Judgement. I have said and understand the Kalima

### Mu'min

This is a higher position than a Muslim.



I believe in everything that a Muslim believes in plus in Justice of God & the 12 Imams (S)

### Kaafir

This is a person who is not a Muslim.

I am a Kaafir. I do not believe in one God, Prophets, Day of Judgement or 12 imams



## **Mushrik**


A Mushrik believes that Allah has a partner.

I am a Mushrik. I believe that there are different gods for different things. There's a god for rain, food, money, etc...



## **Munaafiq**

A Munaafiq is a person who says that he is a Muslim, but in his heart he does not follow Islam. He is a hypocrite. Such a person is a liar and makes Allah very angry.



Everyone thinks I am a very good Muslim... but they really haven't got a clue.....

**Muslim has said & understands The Kalima and Believes in One God & Day Of Judgement.**

**Mu'min believes in all that A Muslim does and also in the Justice Of God & 12 Imams (S)**

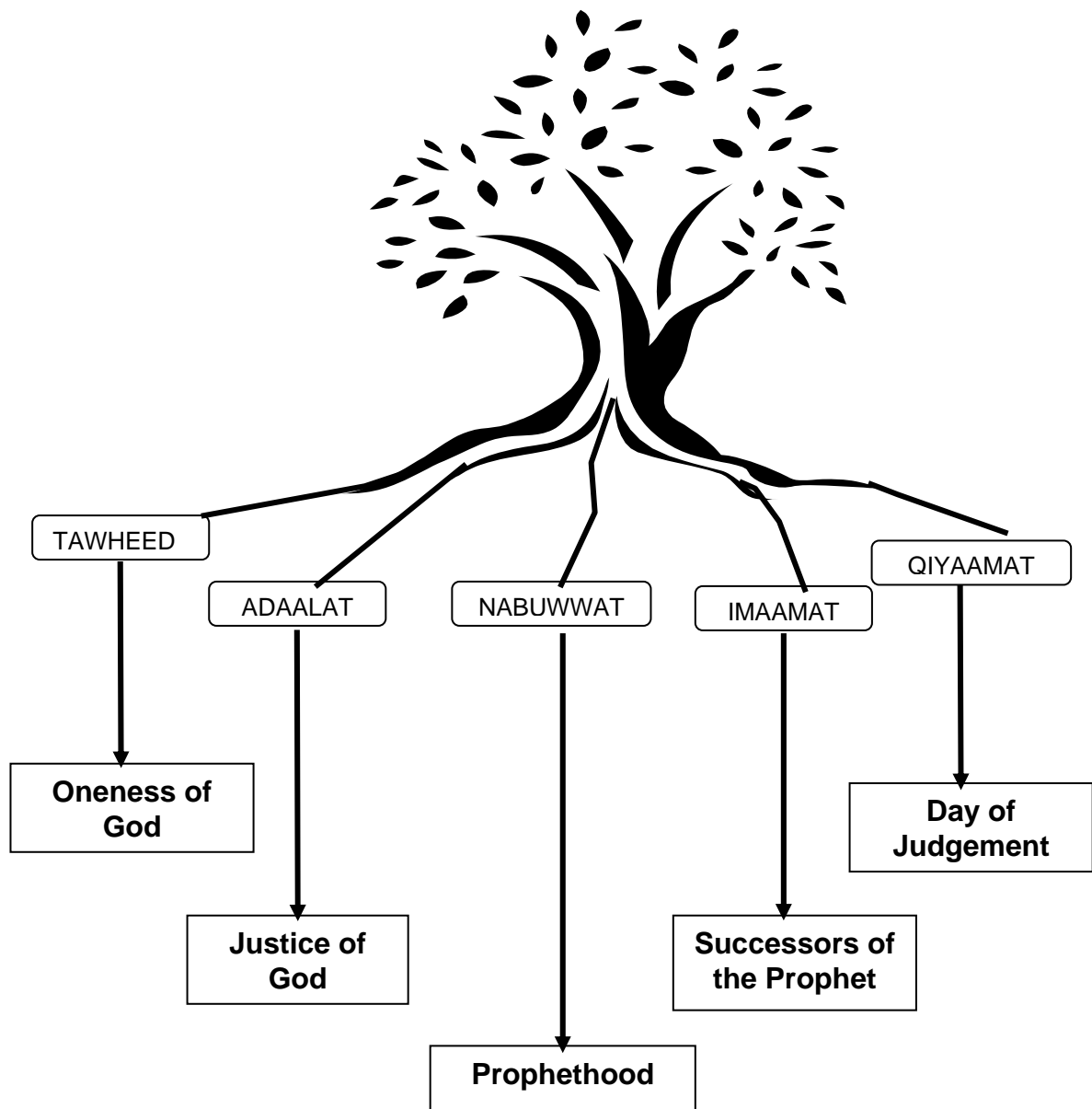
**Kaafir is a person who is not a Muslim**

**Mushrik believes that Allah has a partner**

**Munaafiq is a person who says he is a Muslim but in his heart he does not follow Islam**

## LESSON 15: USOOL-E-DEEN

**Usool-e-deen are the roots of our religion.** They are also called Aqaaid, which means our beliefs. They are five in number.



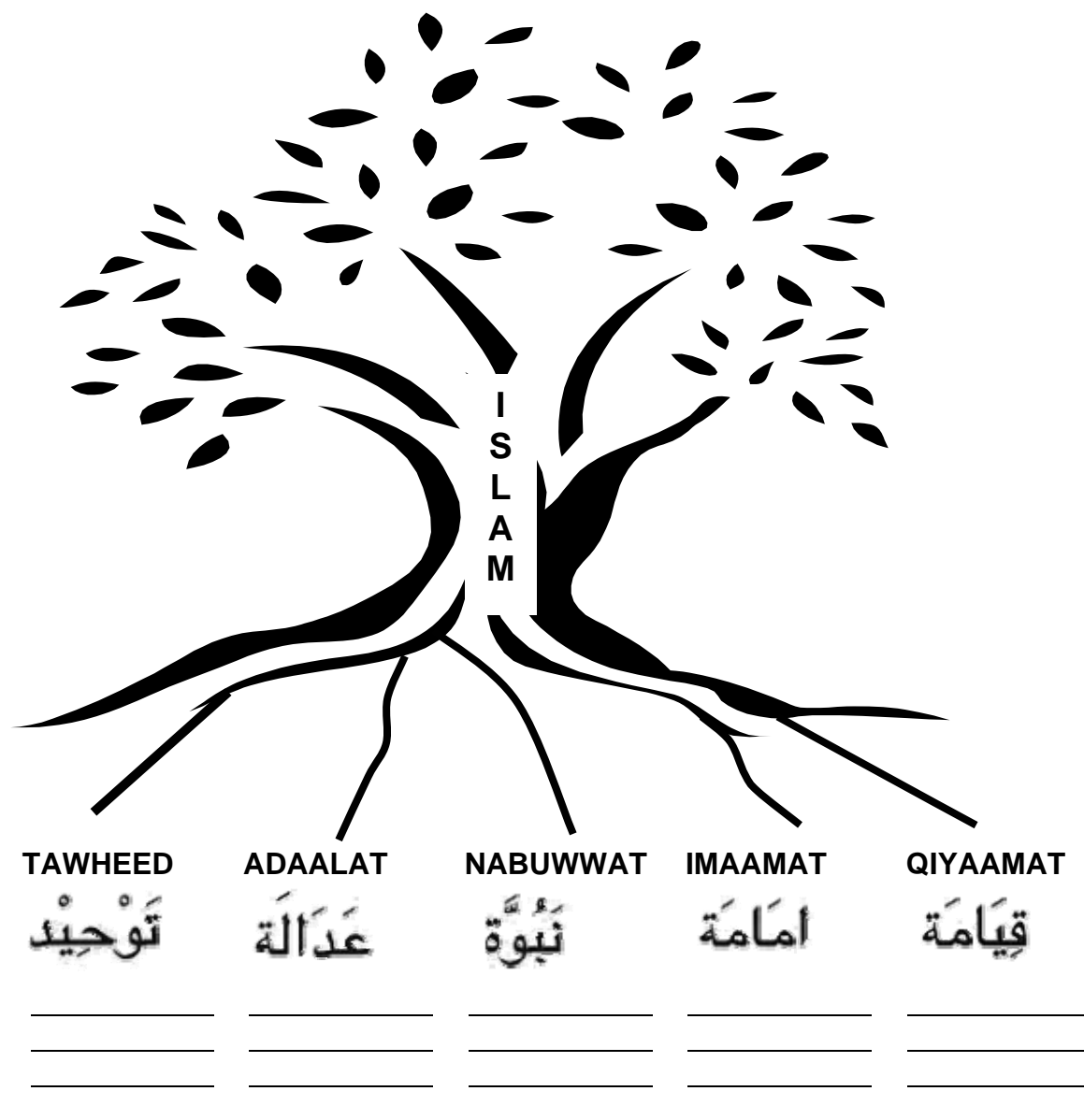
**USOOL E DEEN ARE ROOTS OF RELIGION. THERE ARE 5.  
THESE ARE TAWHEED, ADALAT, NUBUWWAT, IMAAMAT &  
QIYAAMAT**

## EXERCISE 15 – USOOL-E-DEEN

Just like a strong tree needs strong roots, good Muslim needs to understand and believe strongly in the roots of religion.

In the picture below, fill in the meanings of the Arabic words for the Usool-e-Deen.

This information is available in Lesson 5; - but see if you can remember the meanings without looking.



## LESSON 16: TAWHEED

### Tawheed (Oneness of God)

Tawheed means that:

- Allah is One.
- He does not have any partner.
- He has no parents or children.
- He does not need anything and everything needs Him.
- There is nothing equal to Him.

**The Surah that best explains Tawheed is Suratul Ikhlas (Tawheed)**

**Allah is everywhere and He can see everything we do – we will have to answer to Him for everything we do and say, so we must always THINK before we do or say anything because even if others don't see us – Allah DOES!!**

# ONE

### EXERCISE 16 – TAWHEED:

There is a short Surah of the Holy Qur'an called at-Tawheed (Sura No.112). Read the translation and then write down: Remember to perform Wudhu before touching the writings of Qur'an

1. What does the first verse say about Allah?

---

---

2. What does the second verse say about His needs?

---

---

3. What does the third verse say about His children and parents?

---

---

4. What does the last verse say about Allah?

---

---

## LESSON 17: ADAALAT (JUSTICE OF GOD)

Adaalat means that Allah is Just. He is not a tyrant. He will reward everybody according to his or her deeds. Those who obey His commands will be awarded a place in Paradise and those who disobey Him will be sent to Hell.

Sometimes we think that Justice means fairness and injustice means unfairness. This is not completely correct.

When the word Justice is used for Allah, it means that He keeps a balance between the needs of all His creatures.

### EXERCISE 17: ADAALAT:

**Whenever we pray to Allah to forgive us for our sins, we are taught to ask Allah to judge us through His Mercy and not through His Justice.**



**Discuss it with your teacher, family and friends and write down in your own words what you think.**

---

---

---

---

---

---

---

---

---

---



## LESSON 18: NABUWWAT (PROPHETHOOD)

Nabuwat means Prophethood. It calls for the belief in the Prophets sent by Allah from time to time to guide the people.

Allah sent 124,000 in all.

Prophet Adam (A) was the first prophet and Prophet Muhammad (S) was the last prophet sent by Allah.

When Allah created us, it was so that we should worship Him. If he had not sent down Prophets (A) to guide us, how would we have known what to do to please Him? It was because He wanted us to find Him that He sent so many Prophets (A) to teach and guide us.



### EXERCISE 18: NABUWWAT:

Last year you learnt about the Prophets too. See what you can remember and answer the questions below.

1. Name the Ulul Azm Prophets:
  - a. \_\_\_\_\_
  - b. \_\_\_\_\_
  - c. \_\_\_\_\_
  - d. \_\_\_\_\_
  - e. \_\_\_\_\_
2. Certain Prophets had books revealed to them. They were:
  - a. Prophet \_\_\_\_\_
  - b. Prophet \_\_\_\_\_
  - c. Prophet \_\_\_\_\_
  - d. Prophet \_\_\_\_\_
3. The Books revealed to them were?
  - a. \_\_\_\_\_
  - b. \_\_\_\_\_
  - c. \_\_\_\_\_
  - d. \_\_\_\_\_

## LESSON 19: IMAAMAT (SUCCESSORS OF THE PROPHET)

Aimmah = Plural of Imam

After the death of Prophet Muhammad (S) the duty of guiding the Muslims was the responsibility of the Aimmah (A).


Allah chose 12 Aimmah (A).

Imam Ali (A) was the first and Imam Mahdi (A) is the last Imam. By the will of Allah he is still alive today. He is the Imam (A) of our time.

One day a man made a very clever machine. Many people found the machine useful and used it all the time.

Before he died, the man taught his student how to fix the machine if it ever got spoilt. After his death, whenever the people had any questions about their machines, they would go to the student, and he would always answer their questions.

Similarly, although the Prophet (S) had brought all the laws of Islam, after his death there needed to be someone who could answer the peoples' questions. These were the Aimmah (A), who were chosen by Allah to carry on with the Prophet's (S) work.



### EXERCISE 19: IMAAMAT:

List the names of all our Aimmah in order. See how many you can remember by yourself before asking for help.

1<sup>st</sup> Imam is Imam \_\_\_\_\_

2<sup>nd</sup> Imam is Imam \_\_\_\_\_

3<sup>rd</sup> Imam is Imam \_\_\_\_\_

4<sup>th</sup> Imam is Imam \_\_\_\_\_

5<sup>th</sup> Imam is Imam \_\_\_\_\_

6<sup>th</sup> Imam is Imam \_\_\_\_\_

7<sup>th</sup> Imam is Imam \_\_\_\_\_

8<sup>th</sup> Imam is Imam \_\_\_\_\_

9<sup>th</sup> Imam is Imam \_\_\_\_\_

10<sup>th</sup> Imam is Imam \_\_\_\_\_

11<sup>th</sup> Imam is Imam \_\_\_\_\_

12<sup>th</sup> Imam is Imam \_\_\_\_\_

## LESSON 20: QIYAAMAT (DAY OF JUDGEMENT)

Qiyaamat means the Day of Judgement or Resurrection.

The day when everyone will be brought back to life to account for their deeds.

Then, according to their deeds, they will be either be rewarded by being sent to Heaven or punished by being sent to Hell.



There was a Muslim boy who used to steal sweets from the Corner Shop. He used to do it secretly and hide everything in his room. One day his friend came visiting and saw all the sweets in his room. Now the boy was terrified. Would the boy tell someone what he had seen? How would the boy face his family and friends in the mosque? He could not sleep at nights as he worried about everybody finding out about his stealing.

What a strange boy! He was more scared of his friend than of Allah. Allah sees all we do and there will be a day when we will have to account for all we have done. That will be the Day of Judgement.

### EXERCISE 20 - DISCUSSION ON USOOL-E-DEEN

**Can you remember the answers to the following questions without looking at the notes in your manual? Try and see...**

1. Why did Allah send Prophets (A)?

---

---

---

2. Why do we need the Aimmah (A)?

---

---

---

3. Why did Allah keep a Day of Judgement?

---

---

---

## LESSON 21 – 23: FUROO-E-DEEN (1)

**Furoo-e-deen are the branches of religion.** They are the acts of worship that we do when we have understood the Usool-e-deen. There are 10 Furoo-e-deen altogether.

### 1. Salaat (Daily Prayers)

We offer Wajib Salaat 5 times a day daily.

There are 17 Raka'ats in the Daily Prayers:

**Fajr has 2;**

**Dhohr has 4;**

**'Asr has 4;**

**Maghrib has 3 &**

**Eisha has 4.**



#### Question:

**There are other Wajib Salaat and some Mustahab Salaat too. Can you write down one of each by yourself? If not then ask your parents for help and if they cannot remember any then you all can look in the Islamic Laws Book**

Wajib Salaat = \_\_\_\_\_

Mustahab Salaat = \_\_\_\_\_

### 2. Sawm (Fasting in the Month of Ramadhan)

Fasting is Wajib for every Muslim who is Baligh, for the whole lunar month of Ramadhan every year.

It starts at Subhe Sadiq and ends at the time of Maghrib. During this time we cannot eat or drink anything.



#### Question:

**There are other Wajib fasts and some Mustahab, Makruh and Haraam fasts too. Can you write down one of each by yourself? If not, then ask your parents for help and if they cannot remember then you all can look in the Islamic Laws Book.**

Wajib fast = \_\_\_\_\_

Mustahab fast = \_\_\_\_\_

Makruh fast = \_\_\_\_\_

Haraam fast = \_\_\_\_\_

### 3. Haj (Pilgrimage to Makka)

Every Muslim has to go to Makka once in their life-time for Pilgrimage when they can afford to go. Millions of Muslims from all over the world go every year to perform the Haj.



**Question:**

**Do you think a person who is physically disabled can go for Haj? Ask your family, relatives and friends who have been for Haj if they have seen any people there who are on wheel chairs performing Haj and how they performed all the Wajib Acts and write it down below.**

---

---

---

---

---

---

### 4. Zakaat (Charity)

Zakaat is a charity that is paid on certain items and is given to needy Shia Muslims.



**Question:**

**After the month of Ramadhan is over, on Eid day our parents give a Zakaat. Ask them the name of the Zakaat they give and write it down below.**

Zakaat-e- \_\_\_\_\_

### 5. Khums (Islamic Tax)

Everyone has to pay 1/5<sup>th</sup> of their year's savings. The money is divided between Saadaat (descendants of the Prophet (S) and our 12<sup>th</sup> Imam (A); during his Ghaibat it is given to the Mujtahid.

**20%**

**Question:**

**Do you know who introduced Khums? Ask someone at home about it and write down the answer below:**

Khums was introduced by \_\_\_\_\_

## LESSON 24 - 25: FUROO-E-DEEN (2)

### 6. Jihaad (To Fight for Allah)

Jihad means to struggle to follow Islam to the best of our ability and to fight against evil. It also means fighting in the path of Allah in response to the call from the Prophet (S) or the Imam (A) of the time.



### 7. Amr bil Ma'roof (Guide others to the Good)

If we see someone who is not doing a good action, we should encourage him to do it. **This is called Amr bil Ma'roof.**


### 8. Nahy 'anil Munkar (Stop others from doing evil)

If we see someone doing a bad action, we should try to stop him from doing it. **This is called Nahy 'anil Munkar.**

### 9. Tawalla (To be the friends of the friends of Ma'sumeen (A))

The Prophet (S) has said: **"Whoever pleases my family, has pleased me, and whoever annoys them, has annoyed me."**

**Tawalla** means to love and follow the teachings of the 14 Ma'sumeen (A) and to keep friends with their followers.



### 10. Tabarra (To be the enemies of the enemies of Ma'sumeen (A))

**Tabarra** means to keep away from the people who do not love or follow the teachings of the 14 Ma'sumeen (A).



**FUROO E DEEN ARE BRANCHES OF RELIGION. THERE ARE 10.**

**THESE ARE SALAAT, SAWM, HAJ, ZAKAAT, KHUMS, JIHAD, AMR BIL MA'ROOF, NAHY 'ANIL MUNKAR, TAWALLA & TABARRA**

## EXERCISE 24 - 25 - FUROO-E-DEEN (1 & 2)

Match the meanings with the appropriate Furoo-e-Deen. Try and do it without looking at the notes in your manual.

FUROO-E-DEEN		MEANING
1. Salaat	<input type="text"/>	A) Stop others from doing evil
2. Sawm	<input type="text"/>	B) To be enemies of the enemies of Ma'sumeen (A)
3. Haj	<input type="text"/>	C) Guide others to the Good
4. Zakaat	<input type="text"/>	D) Daily Prayers
5. Khums	<input type="text"/>	E) To be friends of the friends of Ma'sumeen (A)
6. Jihad	<input type="text"/>	F) Fasting
7. Amr bil Ma'roof	<input type="text"/>	G) Islamic Tax
8. Nahy anil Munkar	<input type="text"/>	H) Charity
9. Tawalla	<input type="text"/>	I) Pilgrimage
10. Tabarra	<input type="text"/>	J) To fight for Allah

## Fiqh Homework / Revision / Comments Chart

[illegible]